



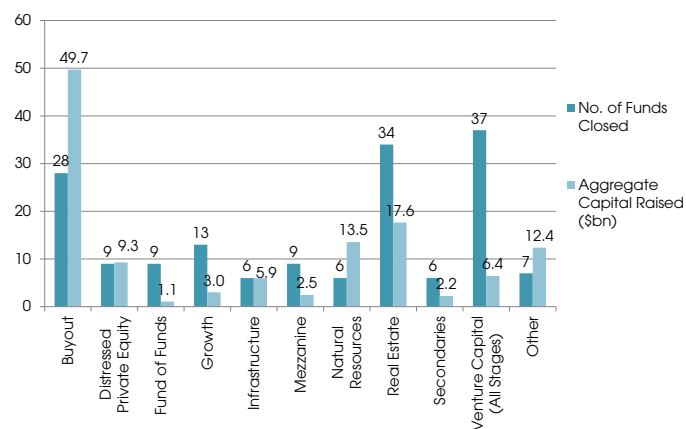
This report is an excerpt from: **Quarterly Update: Private Equity, Q2 2013**. To download the full report please visit:
https://www.preqin.com/docs/quarterly/pe/Preqin_Quarterly_Private_Equity_Update_Q2_2013.pdf

Fundraising in Q2 2013

Q2 2013 has been one of the strongest private equity fundraising quarters of recent years, with 164 funds reaching a final close securing an impressive \$124bn in aggregate capital, levels which have not been witnessed since the end of 2008 (Fig. 1). Buyout funds that closed in the quarter secured the most capital, with 28 funds securing a total of \$50bn (Fig. 2). Funds that closed in Q2 2013 took an average of 18.2 months to hold a final close. A significant 65% of non-first-time funds that closed in Q2 2013 met or exceeded their initial target size (Fig. 3). Furthermore, a considerable 83% of all funds closed in the quarter that exceeded their targets held a final close larger than the size of their predecessor fund.

North America-focused funds closed in Q2 2013 accounted for 62% of total capital secured worldwide, Europe-focused funds represented 26%, while Asia-focused vehicles secured 9% and funds focused on other regions represented just 3% of the total. The top 10 private equity funds that held a final close in Q2 2013 secured an aggregate \$68bn, accounting for 55% of total capital raised by funds closed in the quarter (Fig. 4). Twenty-eight first-time funds held a final close in Q2 2013, collecting just over \$5bn in total.

Fig. 2: Breakdown of Private Equity Funds Closed in Q2 2013 by Fund Type



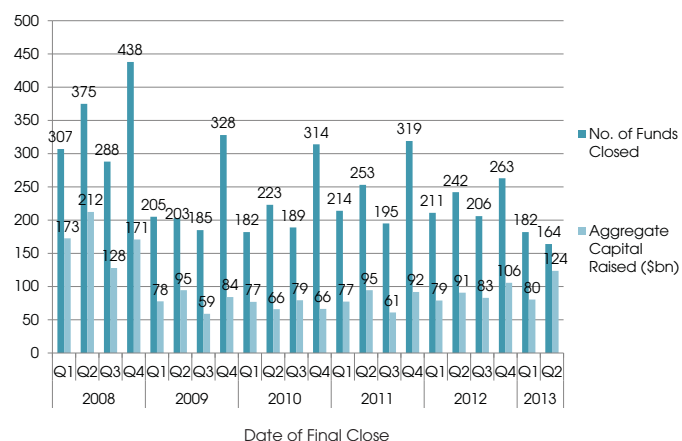
Source: Preqin Funds in Market

Fig. 4: 10 Largest Funds to Hold a Final Close in Q2 2013

Fund	Firm	Type	Final Size (bn)	Firm Country	Fund Focus
Warburg Pincus Private Equity XI	Warburg Pincus	Balanced	11.2 USD	US	US
Silver Lake Partners IV	Silver Lake	Buyout	10.3 USD	US	US
Apax VIII	Apax Partners	Buyout	5.8 EUR	UK	Europe
Riverstone Global Energy and Power Fund V	Riverstone Holdings	Natural Resources	7.7 USD	US	US
Cinven V	Cinven	Buyout	5.3 EUR	UK	Europe
KKR Asia Fund II	Kohlberg Kravis Roberts	Buyout	6.0 USD	US	Asia
Lone Star Fund VIII	Lone Star Funds	Real Estate	5.0 USD	US	US
Triton Fund IV	Triton	Buyout	3.3 EUR	Germany	Europe
Starwood Distressed Opportunity Fund IX	Starwood Capital Group	Real Estate	4.2 USD	US	US
Macquarie European Infrastructure Fund IV	Macquarie Infrastructure and Real Assets (MIRA)	Infrastructure	2.8 EUR	UK	Europe

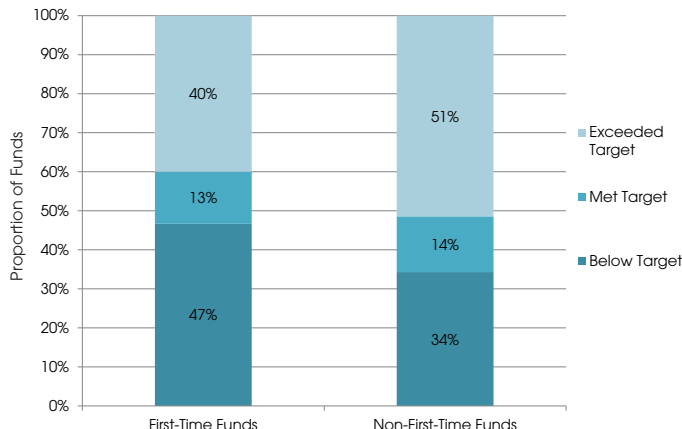
Source: Preqin Funds in Market

Fig. 1: Quarterly Global Private Equity Fundraising, Q1 2008 - Q2 2013



Source: Preqin Funds in Market

Fig. 3: Fundraising Success of Private Equity Funds Closed in Q2 2013: First Time Funds vs. Non-First Time Funds



Source: Preqin Funds in Market

Preqin's **Funds in Market** and **Fund Manager Profiles** contain comprehensive information on all 1,947 private equity funds in market and over 16,200 funds closed historically. Find out which firms are currently on the road and analyze historic fundraising by target sizes, interim closes, fund strategy and location. For more information, please visit: www.preqin.com/privateequity

Global private equity fundraising

We have a successful track record in raising capital for **private equity** and **real estate** firms from around the world.

Our ability to differentiate our clients in a highly competitive market and our longstanding relationships with active investors in North America, Europe, Asia and the Middle East are key to our success.

We are partners with each of our clients, helping them reach the next level in fundraising.




Platte River Equity III

Lower middle market investments in targeted industrial sectors

\$405m



Group Alpha APEF 6

Mid-Market Buyouts in Continental Europe

€700m



L Capital 3

Pan European buyouts in aspirational brands

€400m



Industry Ventures Fund VI

Venture investments in direct secondary opportunities and limited partnership interests

\$400m