

Quarterly Private Equity Fundraising Remains Steady

\$50.6bn was raised in Q1 2012; comparable to recent quarters

Competition remains fierce as number of funds on the road hits a record 1,858

Private equity fundraising has remained relatively steady in the first quarter of the year, Preqin data shows. As we expect the figures to increase by around 10-20% as further information becomes available, fundraising levels could come close to matching those seen in the last quarter of 2011. In addition to the 116 funds that held a final close in the quarter, a further 123 funds held interim closes, securing a combined \$33.7bn towards their fundraising targets.

• **Fundraising by Region:** Funds primarily focusing on North America raised the most capital of those closed during Q1 2012, with 67 funds closing having raised a total of \$27.3bn. Europe-focused funds that closed raised an aggregate \$15.1bn, with 23 funds targeting the region reaching a final close this quarter. A total of 26 Asia and Rest of World-focused funds closed having raised a total of \$8.2bn.

• **Fundraising by Type:** Buyout funds raised the most capital of all funds closed in Q1 2012, with 23 funds closing with an aggregate \$18.5bn. This figure includes the Europe-focused BC European Cap IX, which closed having raised \$6.4bn. Venture funds were the most numerous amongst those that closed in Q1 2012; 35 such funds closed having raised a total of \$9.7bn.

• **Funds in Market:** As of April 2012, there are 1,847 funds on the road seeking a combined \$784bn, an increase on the \$680bn sought by the 1,676 funds on the road at this point last year, but still significantly less than the \$888bn sought by 1,624 funds on the road as of January 2009.

• **Time Taken to Close Funds:** Funds that closed in Q1 2012 took an average of 20.9 months to fundraise. This exceeds the previous average high of 20.4 months for funds closing in 2010.

• **Looking Forwards:** Investors are still exhibiting an interest in private equity, with a significant 38% planning to increase the number of GP relationships they maintain and just 14 % expecting to decrease the number of GPs in their portfolios. Furthermore, 75% of investors interviewed by Preqin in December 2012 stated that they were satisfied with the returns generated by their private equity portfolios.

Please see factsheet following this release for more data on regional splits, fund type splits and largest funds

Comment:

"Private equity fundraising has remained steady in the first quarter of 2012. As we anticipate the latest quarterly fundraising figures to improve by around 10-20% as more information becomes available, fundraising in Q1 2012 is likely to be comparable to the last quarter of 2011. Encouragingly, in addition to the 116 funds holding a final close, a further 123 funds held an interim close during the quarter, securing a combined \$33.7bn towards their overall fundraising targets. This suggests that we could see some improvement in private equity fundraising figures in the coming quarters."

Helen Kenyon, Senior Manager and Preqin Spokesperson

For more information and analysis, please see the factsheet that follows.

About Preqin:

Preqin is the leading source of information for the alternative assets industry, providing data and analysis via online databases, publications and bespoke data requests.

Preqin has built a reputation in the alternative assets industry for providing the most comprehensive and extensive information possible. Leading alternative assets professionals from around the world rely on Preqin's services daily, and its data and statistics are regularly quoted by the financial press. For more information, please visit: www.preqin.com

Note to Editors:

- Preqin is spelled without the letter 'U' after the 'Q'.

For more information on this release, or general press information, please contact:

Helen Kenyon on +44 (0)20 7645 8880 or press@preqin.com

New York: One Grand Central Place, 60 E 42nd Street, Suite 2544, New York NY 10165 Tel: +1 212 350 0100

London: Equitable House, 47 King William Street, London EC4R 9AF Tel: +44 (0)20 7645 8888

Singapore: Asia Square Tower 1, #07-04, 8 Marina View, Singapore 018960 Tel: +65 6407 1011

Web: www.preqin.com / info@preqin.com

Q1 2012 Private Equity Fundraising

April 2012

Page 1 of 2

Fig. 1: 10 Largest Funds to Hold a Final Close in Q1 2012

Fund	Firm	Type	Final Size (mn)	Firm Country	Fund Focus
BC European Cap IX	BC Partners	Buyout	6,500 EUR	UK	Europe
GSO Capital Opportunities Fund II	Blackstone Group	Mezzanine	4,100 USD	US	US
CS Strategic Partners V	CS Strategic Partners	Secondaries	2,400 USD	US	Global
Hony Capital Fund V	Hony Capital	Buyout	2,368 USD	China	ROW
Andreessen Horowitz Fund III	Andreessen Horowitz	Early Stage	1,500 USD	US	US
Tiger Global Private Investment Partners VII	Tiger Global Management	Venture (All Stage)	1,485 USD	US	Global
Thoma Bravo Fund X	Thoma Bravo	Buyout	1,250 USD	US	US
Meridiam Infrastructure Europe II	Meridiam Infrastructure	Infrastructure	950 EUR	France	Europe
Axiom Asia III	Axiom Asia Private Capital	Fund of Funds	1,150 USD	Singapore	ROW
Cowen Healthcare Royalty Partners II	Cowen Capital Partners	Venture (All Stage)	1,000 USD	US	Global

Fig. 2: Breakdown of Q1 2012 Fundraising by Type and Geography

Type of Funds	Global		US		Europe		ROW	
	No. of Funds	Aggregate Capital Raised (\$bn)	No. of Funds	Aggregate Capital Raised (\$bn)	No. of Funds	Aggregate Capital Raised (\$bn)	No. of Funds	Aggregate Capital Raised (\$bn)
Buyout	23	18.5	17	6.2	5	9.9	1	2.4
Direct Secondaries	1	0.1	0	0.0	1	0.1	0	0.0
Distressed PE	6	2.8	3	1.5	3	1.3	0	0.0
Venture	35	9.7	24	8.0	1	0.1	10	1.6
Fund of Funds	10	1.9	6	0.7	3	0.0	1	1.2
Growth	8	1.7	0	0.0	0	0.0	8	1.7
Infrastructure	3	1.6	0	0.0	3	1.6	0	0.0
Mezzanine	3	4.7	3	4.7	0	0.0	0	0.0
Natural Resources	1	0.1	0	0.0	0	0.0	1	0.1
Real Estate	22	6.5	11	3.3	7	2.0	4	1.2
Secondaries	4	3.0	3	2.9	0	0.0	1	0.1
Grand Total	116	50.6	67	27.3	23	15.1	26	8.2

Fundraising by Region:

Fundraising by Type: Buyout funds raised the most capital in Q1 2012, with 23 funds raising an aggregate \$18.5bn. This figure includes the Europe-focused BC European Cap IX, which closed having raised \$6.4bn. Venture funds were the most numerous amongst those that closed in Q1 2012; 35 such funds closed having raised a total \$9.7bn.

Funds in Market:

As of April 2012, there are 1,847 funds on the road seeking a combined \$784bn, an increase on the \$680bn sought by the 1,676

funds on the road a year ago, but still significantly less than the \$888bn sought by 1,624 funds on the road as of January 2009.

Time Taken to Close Funds:

Funds that closed in Q1 2012 took an average of 20.9 months to fundraise. This exceeds the previous average high of 20.4 months for funds closing in 2010.

Looking Forwards:

Investors are still exhibiting an interest in private equity, with a significant 38% planning to increase the number of GP

Fig. 3: Quarterly Global Fundraising Q1 2007 - Q1 2012

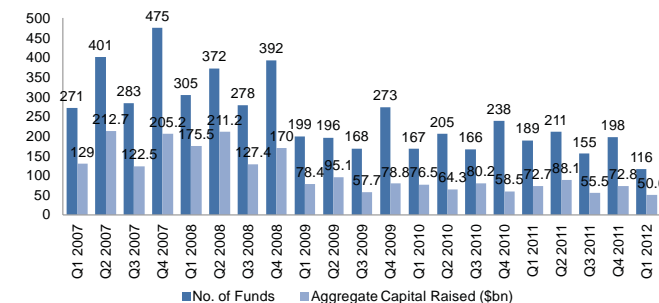
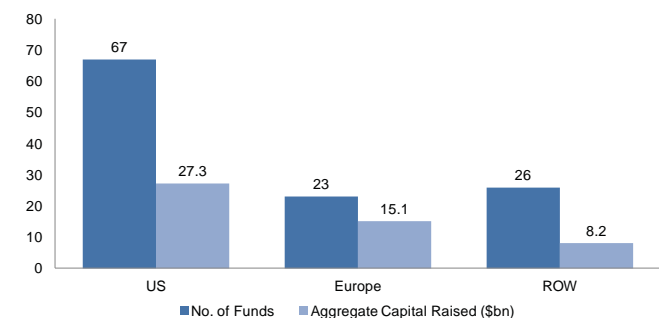


Fig. 4: Geographic Split of Funds Closed in Q1 2012



relationships they maintain and just 14% expecting to decrease the number of GPs in their portfolios. Furthermore, 75% of investors interviewed by Preqin in December 2012 stated that they were satisfied with the returns generated by their private equity portfolios.

Q1 2012 Private Equity Fundraising

April 2012

Fig. 5: Funds on the Road over Time, January 2008 - April 2012

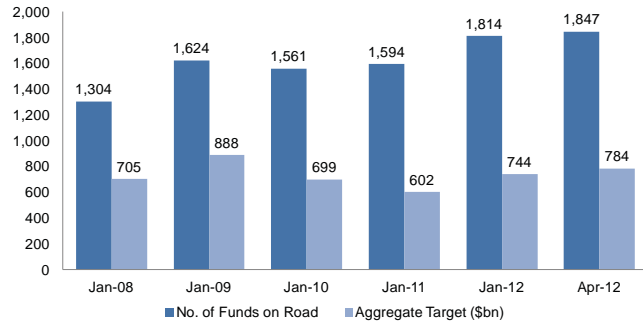


Fig. 7 Likely Changes to the Number of GP Relationships Maintained by Investors in the Longer Term

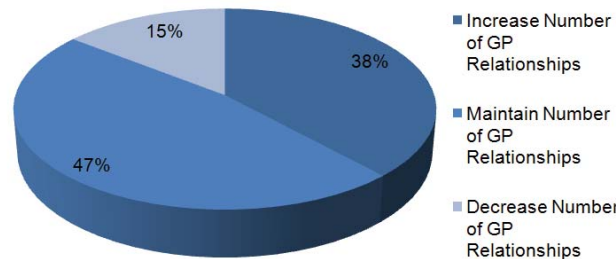


Fig. 9: Investors' Returns Expectations for Their Private Equity Portfolios

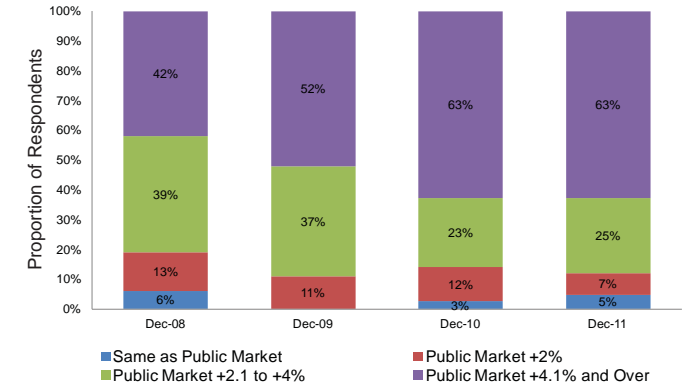


Fig. 6: Average Time Taken for Funds to Achieve a Final Close by Year of Fund Close

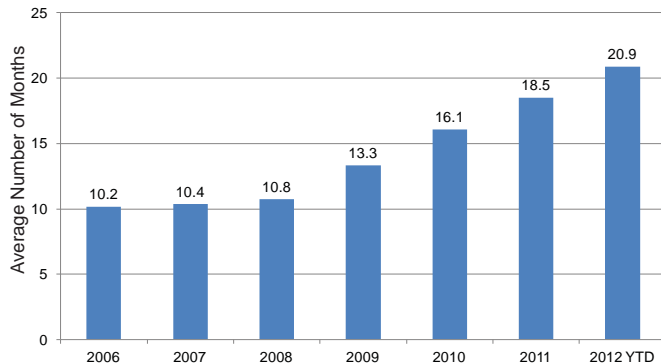
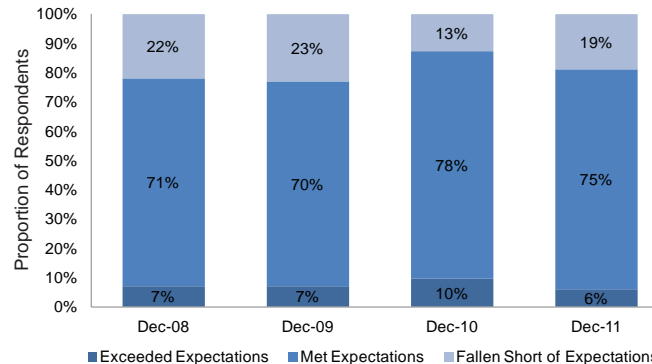


Fig. 8: Proportion of Investors That Feel Their Private Equity Fund Investments Have Lived up to Expectations



alternative assets. intelligent data.

Preqin provides information, products and services to private equity firms, funds of funds, investors, placement agents, law firms, advisors and other professionals across the following areas:

- > Fund Performance
- > Fundraising
- > Buyout Deals
- > Fund Manager Profiles
- > Investor Profiles
- > Fund Terms
- > Compensation and Employment

Available as:

- > Online Database Services
- > Hard Copy Publications
- > Tailored Data Downloads

For more information and to register for a demo, please visit:

www.preqin.com/privateequity