



Asia-Pacific-Based Investors

Gayatri Pillai takes a look at Asia-Pacific-based institutions investing in real estate.

Fig. 1: Key Facts - Asia-Pacific-Based Investors in Real Estate

Average Allocation to Real Estate (%)	8.8
Average Target Allocation to Real Estate (%)	9.6

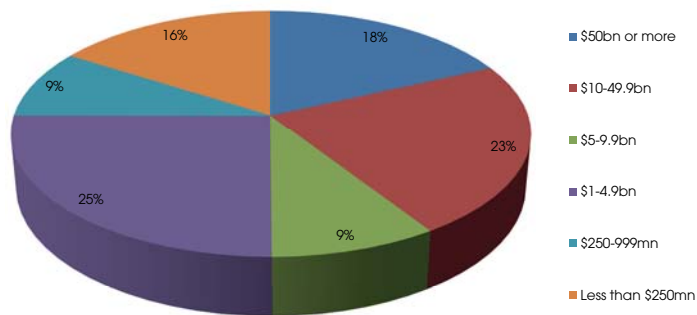
Source: Preqin Real Estate Online

Subscriber Quicklink:

Would you like to see the details of all 357 Asia-Pacific-based institutions investing in real estate, including information on their areas of interest, key contacts, future plans and more? Click [here](#) to view the full list.

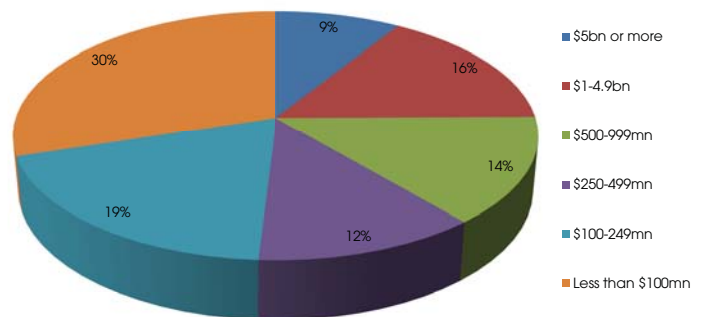
Not yet a subscriber? To see how Real Estate Online can help you, please visit www.preqin.com/reo

Fig. 2: Breakdown of Asia-Pacific-Based Investors in Real Estate by Assets under Management



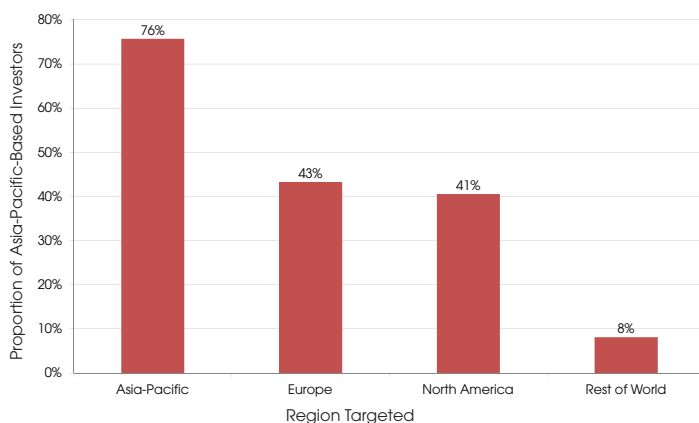
Source: Preqin Real Estate Online

Fig. 3: Breakdown of Asia-Pacific-Based Investors in Real Estate by Overall Real Estate Allocation



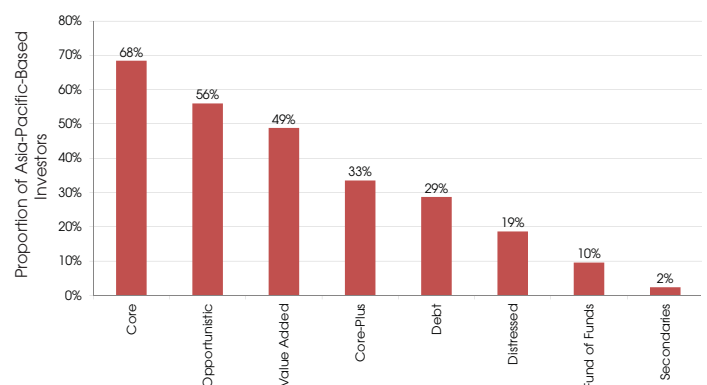
Source: Preqin Real Estate Online

Fig. 4: Regions Targeted by Asia-Pacific-Based Investors Actively Investing in Private Real Estate Funds in the Next 12 Months



Source: Preqin Real Estate Online

Fig. 5: Fund Strategy Preferences of Asia-Pacific-Based Investors in Real Estate




Source: Preqin Real Estate Online

2012 Preqin PE Performance Monitor

The 2012 Preqin Private Equity Performance Monitor, now in its ninth edition, includes league tables showing the top performing funds of each fund type and vintage year, as well as identifying which managers are the most consistent top performers, again broken out for all the major fund types. The 2012 Preqin Private Equity Performance Monitor contains new areas of analysis and key metrics for more funds than ever before, with over 6,000 vehicles, including more than 900 private real estate funds managed by 300 different firms.

This year's expanded and fully updated edition includes:

- Top performing funds and firms identified in extensive league tables by fund type and vintage year.
- New analysis sections include the PrEQIn quarterly private equity index.
- Annual and quarterly changes in fund valuations.
- Examination of risk vs. return for different fund types.
- Benchmarks across different fund types by vintage year and geographic focus.
- Dry powder and assets under management.
- Detailed analysis sections examining key trends by different fund type, size and region.
- Private equity returns examined against public markets.
- The performance of listed private equity.



www.preqin.com/pm

For more information please visit www.preqin.com/pm

I would like to purchase the 2012 Preqin Private Equity Performance Monitor:

Single Copy:

- \$795 + \$40 Shipping
- £465 + £10 Shipping
- €550 + €25 Shipping

Additional Copies:

- \$180 + \$20 Shipping
- £110 + £5 Shipping
- €140 + €12 Shipping

Data Pack:

- \$300 / £175 / €185

Data Pack contains all underlying data for charts and graphs contained in the publication. Only available alongside purchase of the publication.

Shipping costs will not exceed a maximum of \$60 / £15 / €37 per order when all shipped to same address. If shipped to multiple addresses then full postage rates apply for additional copies.

Completed Order Forms:

Post (to Preqin):

One Grand Central Place,
60 E 42nd Street,
Suite 2544,
New York, NY 10165

Equitable House,
47 King William Street,
London, EC4R 9AF

Asia Square Tower 1,
#07-04,
8 Marina View,
Singapore 018960

Fax:

+1 440 445 9595
+44 (0)87 0330 5892
+65 6407 1001

Email:

info@preqin.com

Telephone:

+1 212 350 0100
+44 (0)20 7645 8888
+65 6407 1011

Payment Details:

- Cheque enclosed (please make cheque payable to 'Preqin')
- Credit Card Amex Mastercard
- Visa Please invoice me

Card Number: _____

Name on Card: _____

Expiration Date: _____

Security Code: _____



American Express, four digit code printed on the front of the card.



Visa and Mastercard, last three digits printed on the signature strip.

Shipping Details:

Name: _____

Firm: _____

Job Title: _____

Address: _____

City: _____

Post/Zip: _____

Country: _____

Telephone: _____

Email: _____



Wealth Managers in Real Estate

Preqin has now launched coverage of wealth managers involved in the Real Estate, Private Equity, Infrastructure and Hedge Fund asset classes.

Real Estate Online Now Includes:

- **Wealth Manager Profiles** - constantly updated, searchable profiles of wealth managers and their real estate investment preferences.
- **Wealth Manager Contact Details** - access the details of wealth managers' key personnel and preferred methods of contact.

Address: [Redacted]
 Tel: [Redacted]
 Fax: [Redacted]
 Website: [Redacted]
 Email: [Redacted]
 Type: Wealth Manager

About: [Redacted]

Assets (mn):

Total Assets Under Advisement (USD mn):	500
Allocation to Alternatives:	250 50.0%
Allocation to Real Estate:	100 20.00 % (of Total Assets)

Allocations:

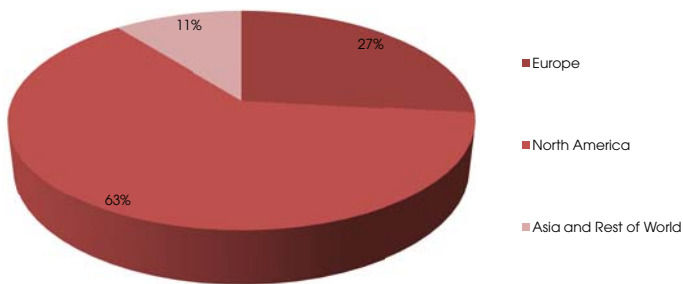
Type	Investing	Current Allocation		Target Allocation	
		Amount (mn)	%	Amount (mn)	%
Private Real Estate Funds *	Yes				
Private Equity Real Estate *	Yes	15	3		
Core Real Estate *	Yes	10	2		
Listed Real Estate	No				
Direct Real Estate	Yes	75	15		

* Unlisted Funds

Private Real Estate Strategy Allocation: Core % Invested [Green Checkmark]

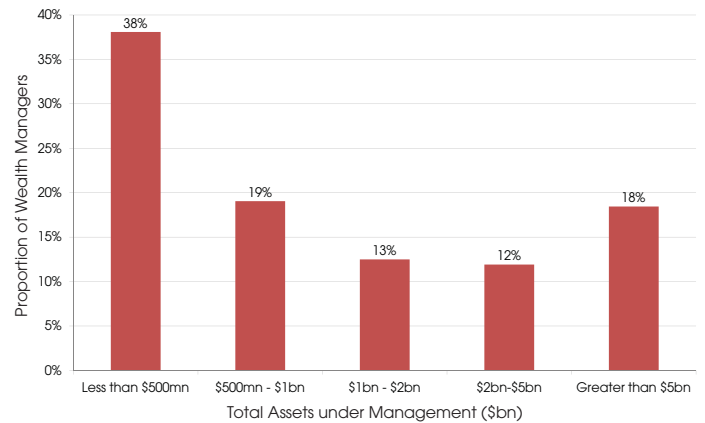
Indirect Location Preferences: [Redacted]

Fig. 1: Geographical Location of Private Real Estate Wealth Managers



Source: Preqin Real Estate Online

Fig. 2: Private Real Estate Wealth Managers by Funds under Management



Source: Preqin Real Estate Online

Preqin has also released a complimentary research report, providing insights into wealth managers involved in the alternative assets industry. Download your free copy now:

[Wealth Managers Outlook: Alternative Assets](#)

For more information and to arrange a walkthrough of the service, please visit: www.preqin.com/wealth