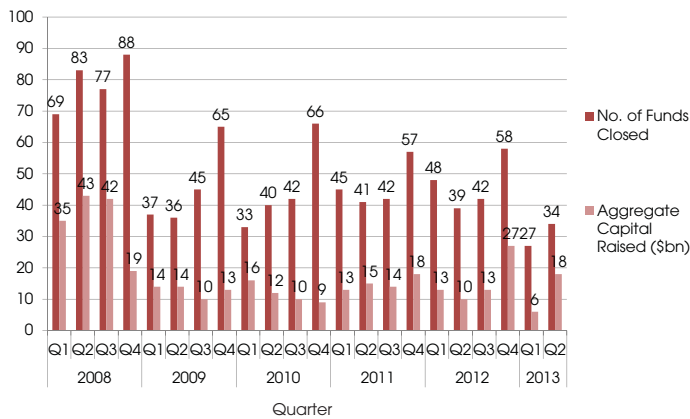




Q2 2013 Fundraising Update

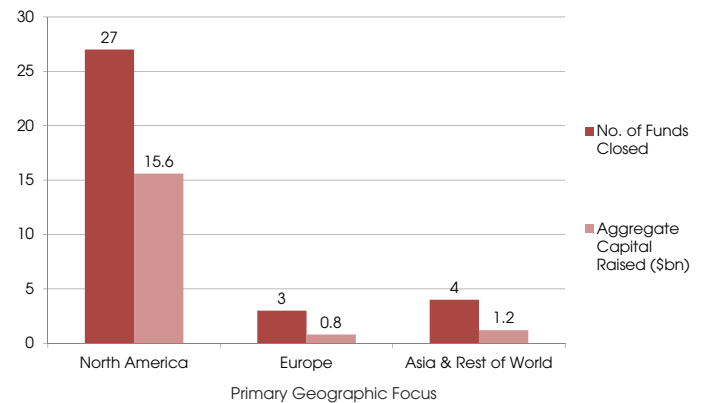
Forena Akthar provides a breakdown of the latest private real estate fundraising data for Q2 2013.

Fig. 1: Quarterly Closed-End Private Real Estate Fundraising, Q1 2008 - Q2 2013



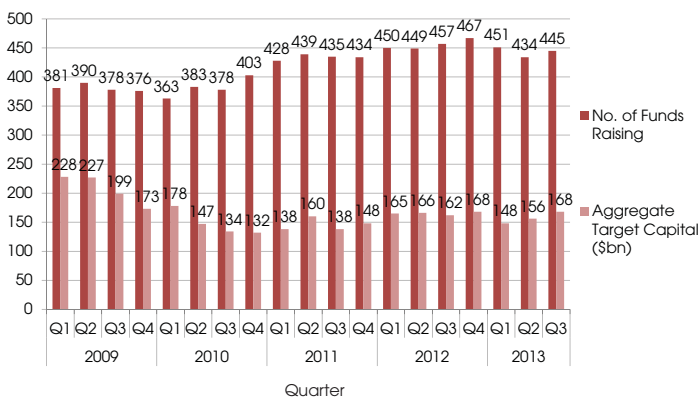
Source: Preqin Real Estate Online

Fig. 2: Closed-End Private Real Estate Fundraising in Q2 2013 by Fund Primary Geographic Focus



Source: Preqin Real Estate Online

Fig. 3: Closed-End Private Real Estate Funds in Market, Q1 2009 - Q3 2013



Source: Preqin Real Estate Online

Subscriber Quicklink:

Interested in sourcing more Q2 2013 data? Subscribers to Preqin's [Real Estate Online](#) can click [here](#) to access a list of all 34 funds closed in the quarter, including fund manager profiles, strategy, geographic focus and more.

Not yet a subscriber? To see how [Real Estate Online](#) can help you, please visit:

www.preqin.com/reo

Fig. 4: Largest Closed-End Private Real Estate Funds to Hold a Final Close in Q2 2013

Fund	Firm	Strategy	Size (mn)	Geographic Focus
Lone Star Fund VIII	Lone Star Funds	Debt, Distressed, Opportunistic	5,000 USD	US, Europe, Japan
Starwood Distressed Opportunity Fund IX	Starwood Capital Group	Debt, Distressed, Opportunistic	4,200 USD	US, Europe, India, Brazil
TA Realty Associates X	TA Associates Realty	Core-Plus, Value Added	1,562 USD	US
Kayne Anderson Real Estate Partners III	Kayne Anderson Capital Advisors	Opportunistic	750 USD	US
Tishman Speyer Real Estate Venture VIII	Tishman Speyer	Value Added	700 USD	US
CITIC Capital China Retail Properties Investment Fund	CITIC Capital	Value Added	683 USD	China
LaSalle Income & Growth VI	LaSalle Investment Management	Value Added	362 USD	US
Pramerica Real Estate Capital III	Pramerica Real Estate Investors	Debt	260 EUR	Europe
TriGate Property Partners II	TriGate Capital	Debt, Value Added	324 USD	US
Edge Principal Investments II	Edge Principal Advisors	Opportunistic	298 USD	US

Source: Preqin Real Estate Online