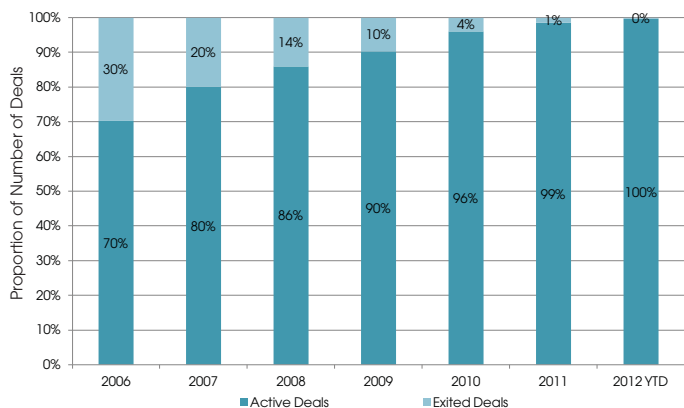




# Forthcoming Buyout-Backed Exits

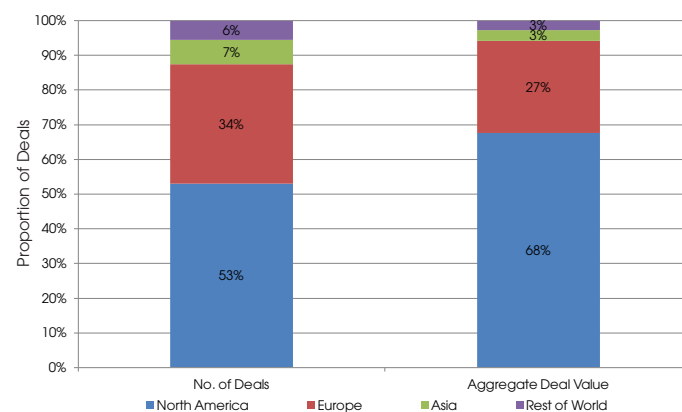
Jonathan Parker analyzes the market for potential forthcoming exits from buyout-backed private equity deals, looking at the breakdown of these potential exits across industries and geographies.

Fig. 1: Proportion of Currently Held Buyout-Backed Portfolio Companies by Initial Investment Date, 2006 - 2012 YTD (as of 5 November 2012)



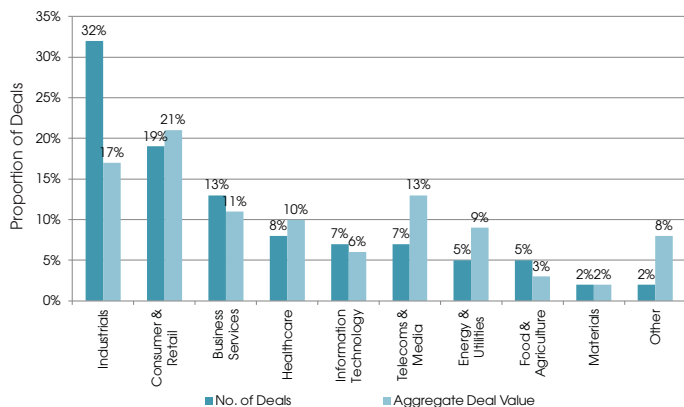
Source: Preqin Buyout Deals Analyst

Fig. 2: Composition of Potential Forthcoming Exits\* by Region (as of 5 November 2012)



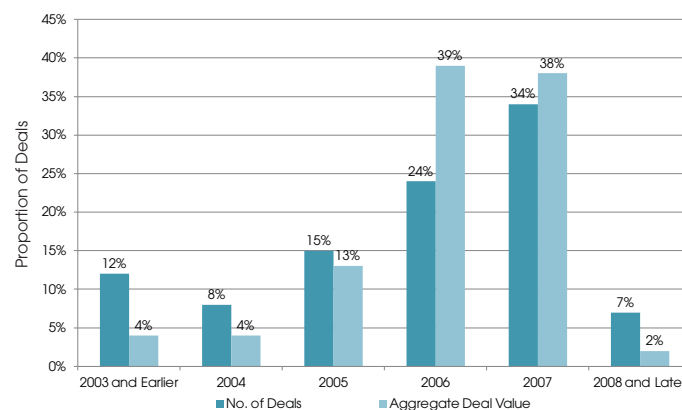
Source: Preqin Buyout Deals Analyst

Fig. 3: Composition of Potential Forthcoming Exits\* by Industry (as of 5 November 2012)



Source: Preqin Buyout Deals Analyst

Fig. 4: Composition of Potential Forthcoming Exits\* by Initial Investment Date (as of 5 November 2012)



Source: Preqin Buyout Deals Analyst

\*Preqin has estimated potential forthcoming exits using a combination of factors, including initial investment date and fund vintage data.

## Looking to Source Potential Investments?

Buyout Deals Analyst features the Potential Forthcoming Exits tool that allows you to source deals by viewing portfolio companies that are likely to be exited in the near future.

Featuring 27,000 buyout deals across the globe from 2006 to present, Buyout Deals Analyst provides information on deal value, buyers, sellers, debt financing providers, financial and legal advisors, exit details and more.

For more information, please visit:

[www.preqin.com/deals](http://www.preqin.com/deals)

## Subscriber Quicklink:

Subscribers to Buyout Deals Analyst can click [here](#) to access details of over 4,800 buyout-backed private equity deals that are estimated to have potential forthcoming exits.