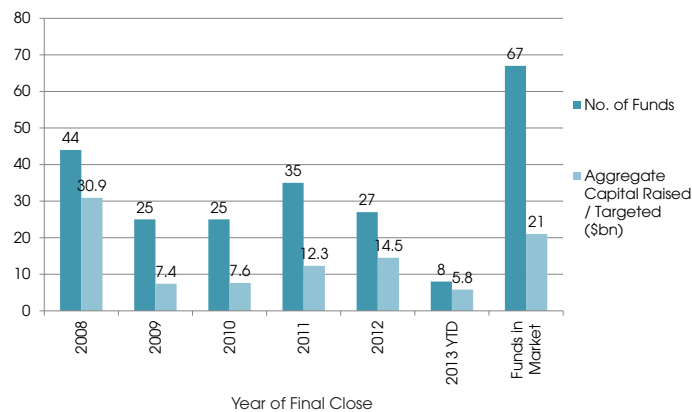




Private Equity Mezzanine Fundraising

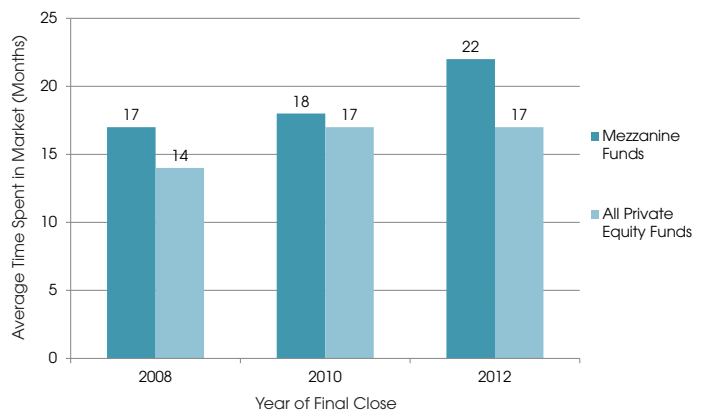
Louise Maddy examines the latest statistics on mezzanine funds, including annual mezzanine fundraising and mezzanine firms' transaction preferences.

Fig. 1: Annual Mezzanine Fundraising, 2008 - 2013 YTD and Funds in Market (As at 9 May 2013)



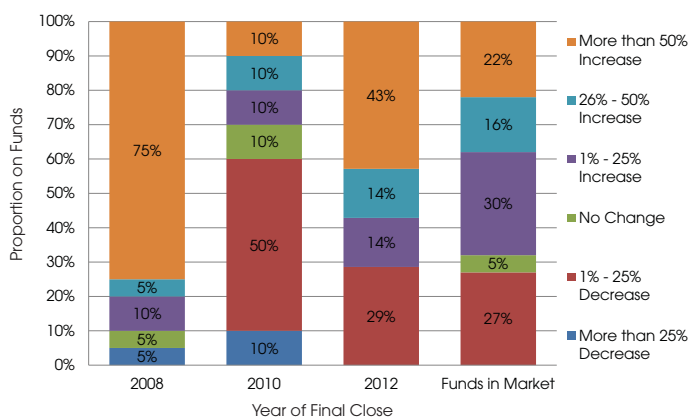
Source: Preqin Funds in Market

Fig. 2: Average Time Taken to Achieve a Final Close: Mezzanine Funds vs. All Private Equity Funds, 2008, 2010 and 2012



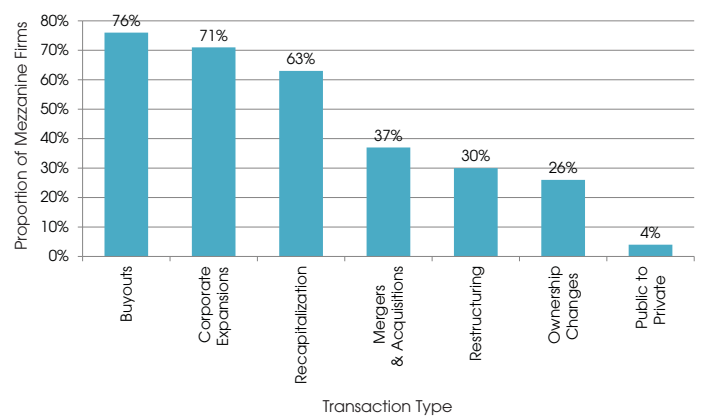
Source: Preqin Funds in Market

Fig. 3: Size of Mezzanine Funds Compared to Predecessor Fund, 2008, 2010, 2012 and Funds in Market (As at 9 May 2013)



Source: Preqin Funds in Market

Fig. 4: Mezzanine Firms' Transaction Type Preferences



Source: Preqin Fund Manager Profiles

Fig. 5: Top Five Mezzanine Funds Closed in 2013 YTD (As at 9 May 2013)

Fund	Firm	Fund Size (\$mn)	Final Close Date	Geographic Focus	GP Location
Highbridge Mezzanine Fund II	Highbridge	4,406	Mar-13	North America, Europe	US
Capital Royalty Partners II	Capital Royalty	805	May-13	Global	US
Plexus Capital III	Plexus Capital	150	May-13	US	US
Seacoast Capital Partners III	Seacoast Capital	150	Feb-13	US	US
Ironwood Mezzanine Fund III*	Ironwood Capital Advisors	143	Jan-13	North America	US

*Additional \$164mn raised in 2012 by parallel fund

Source: Preqin Funds in Market

Subscriber Quicklink:

Subscribers to Preqin's **Funds in Market** can click [here](#) to view detailed information on all 67 mezzanine funds currently in market. Analyze key information including fund size, primary geographic focus and interim closes.

Not yet a subscriber? For more information on how Preqin's services can help you, please visit: www.preqin.com/fim