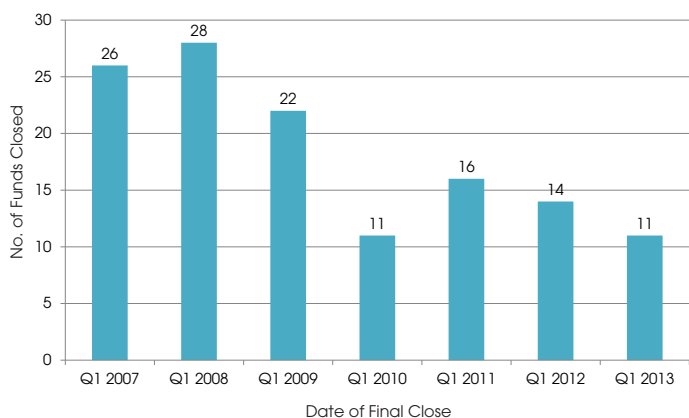




Fund of Funds Fundraising in Q1 2013

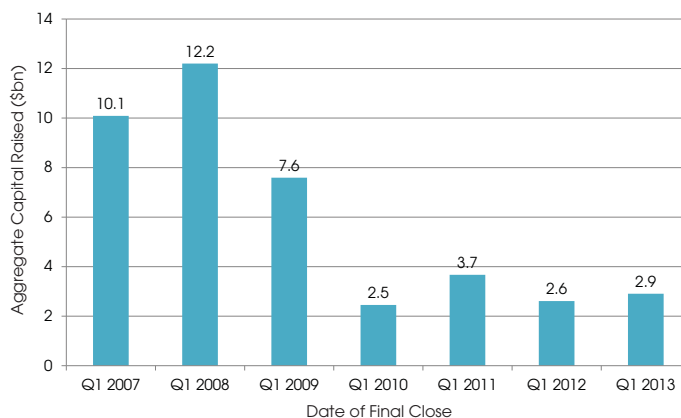
Patrick Adefuye reviews fundraising for private equity fund of funds vehicles in Q1 2013.

Fig. 1: Number of Private Equity Funds of Funds Closed in the First Quarter, 2007 - 2013



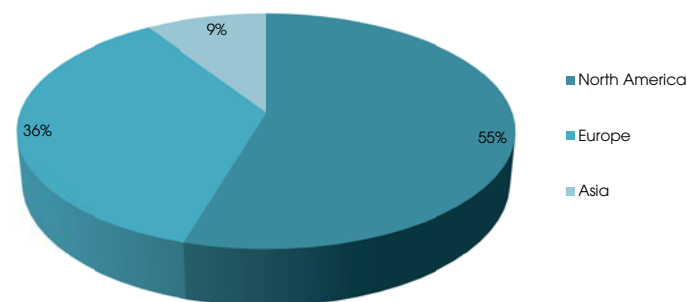
Source: Preqin Funds in Market

Fig. 2: Aggregate Capital Raised by Private Equity Funds of Funds Closed in the First Quarter, 2007 - 2013



Source: Preqin Funds in Market

Fig. 3: Geographic Breakdown of Private Equity Funds of Funds Closed in Q1 2013 by Primary Geographic Focus



Source: Preqin Funds in Market

Subscriber Quicklink:

Subscribers to Preqin's **Funds in Market** can click [here](#) to view detailed information on all 158 fund of funds vehicles currently in market. Search for funds of funds by size, fund type and regional allocations, investment plans and much more.

Not yet a subscriber? For more information, or to register for a demo, please visit:

www.preqin.com/fim

Fig. 4: Top Five Private Equity Funds of Funds Closed in Q1 2013

Fund	Firm	Fund Size (\$mn)	Primary Geographic Focus
Portfolio Advisors Private Equity Fund VII	Portfolio Advisors	1,090	US
Partners Group Global Value 2011	Partners Group	884	Europe
SCM International Private Equity Select IV	SCM Strategic Capital Management	250	Europe
Commonfund Capital Private Equity Partners VIII	Commonfund Capital	218	US
Macquarie Asia Pacific Private Equity Fund II	Macquarie Investment Management	143	Asia

Source: Preqin Funds in Market