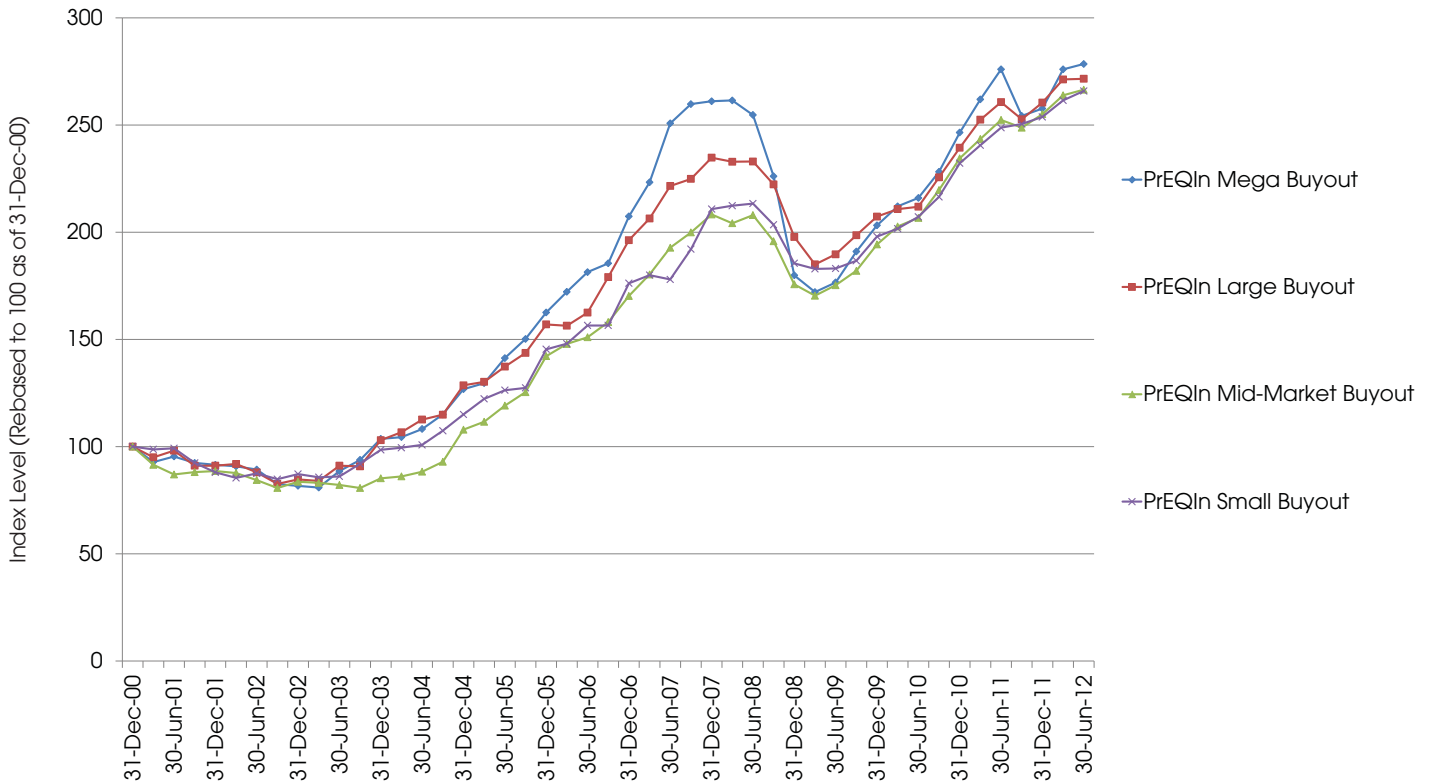




Performance of Buyout Funds by Size

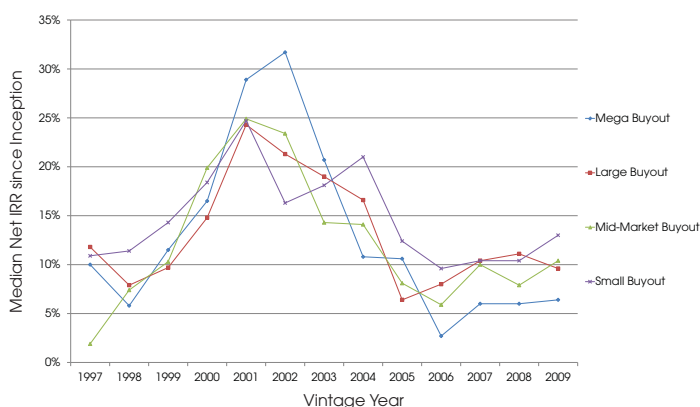
Hayley Wong explores the performance of buyout funds by size using the PrEQIn Index, median net IRRs and horizon IRRs.

Fig. 1: PrEQIn Index by Buyout Fund Size*



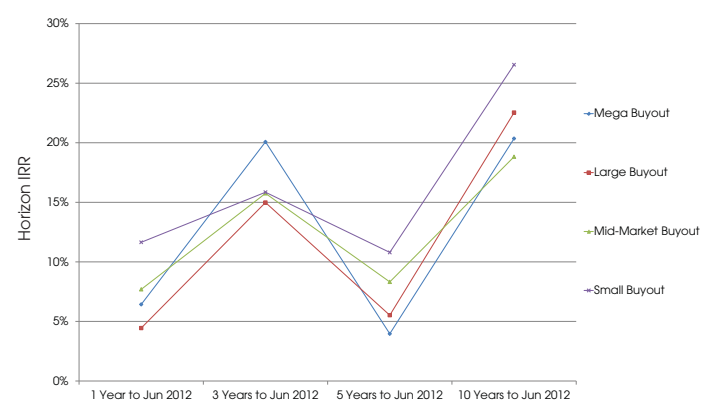
Source: Preqin Performance Analyst

Fig. 2: Buyout Funds - Median Net IRR by Fund Size*



Source: Preqin Performance Analyst

Fig. 3: Buyout Funds - Horizon IRRs by Fund Size*



Source: Preqin Performance Analyst

Data Source:

Preqin's Performance Analyst database contains full metrics for over 6,200 named vehicles, including over 1,450 buyout funds. For more information on how Performance Analyst can help you, please visit: www.preqin.com/pa

* Size ranges: Vintage 1992-1996: Small ≤ \$200mn, Mid-Market \$201-500mn, Large > \$500mn
 Vintage 1997-2004: Small ≤ \$300mn, Mid-Market \$301-750mn, Large \$751mn-\$2bn, Mega > \$2bn
 Vintage 2005-2012: Small ≤ \$500mn, Mid-Market \$501mn-\$1,500mn, Large \$1.51-4.5bn, Mega > \$4.5bn