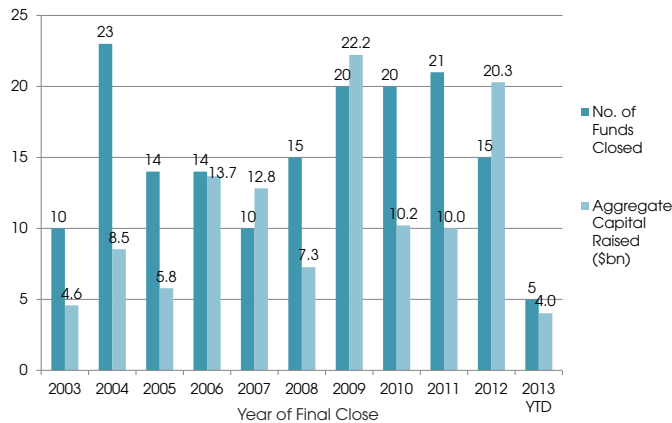




Secondaries Fundraising

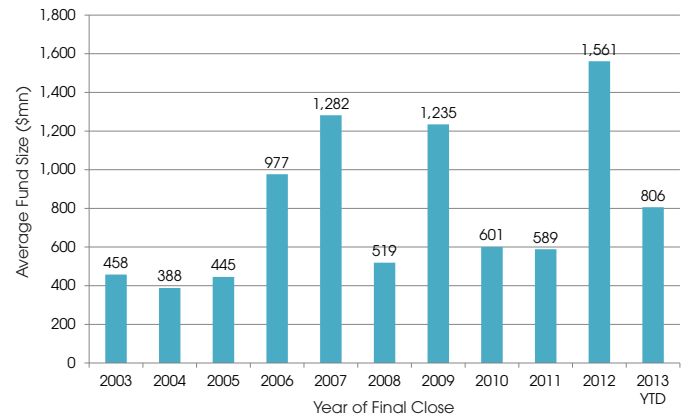
Patrick Adufeye provides a round-up of the latest private equity secondaries fundraising statistics.

Fig. 1: Annual Secondaries Fundraising, 2003 - 2013 YTD (As at 03 June 2013)



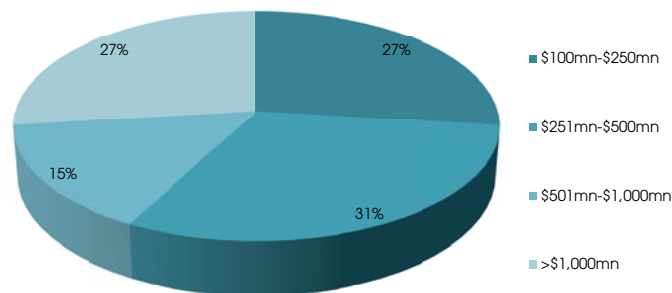
Source: Preqin Secondary Market Monitor

Fig. 2: Average Size of Secondaries Funds by Year of Final Close, 2003 - 2013 YTD (As at 03 June 2013)



Source: Preqin Secondary Market Monitor

Fig. 3: Breakdown of Secondaries Funds in Market by Target Size (As at 03 June 2013)



Source: Preqin Secondary Market Monitor

Subscriber Quicklink:

Subscribers to Preqin's [Secondary Market Monitor](#) can click [here](#) to access detailed information on the 36 secondaries funds that are currently in market. Search by geographic focus, GP location and fund size.

Not yet a subscriber? For more information, please visit:

www.preqin.com/smm

Fig. 4: Five Largest Secondaries Funds Raised of All Time

Fund Name	Firm	Final Size (\$mn)	Close Year
AXA Secondary Fund V	AXA Private Equity	7,100	2012
Lexington Capital Partners VII	Lexington Partners	7,000	2011
Vintage Fund V	Goldman Sachs Private Equity Group	5,500	2009
Coller International Partners VI	Coller Capital	5,500	2012
Coller International Partners V	Coller Capital	4,800	2007

Source: Preqin Secondary Market Monitor

Fig. 5: Five Largest Secondaries Funds in Market (As at 03 June 2013)

Fund Name	Firm	Target Size (\$mn)	Fundraising Status
Dover Street VIII	HarbourVest Partners	3,000	Second Close
Vintage Fund VI	Goldman Sachs Private Equity Group	3,000	Fifth Close
Landmark Equity Partners XV	Landmark Partners	2,500	Raising
Paul Capital Partners X	Paul Capital	2,000	First Close
NB Secondary Opportunities Fund III	Neuberger Berman	1,600	First Close

Source: Preqin Secondary Market Monitor