



Buyout Deals: Initial Public Offerings

The \$20.4bn raised through private equity buyout-backed IPOs / follow-ons in Q1 2013 represents the highest quarterly aggregate value obtained via this exit type since Q2 2011. Anna Strumillo explores the trends in this exit strategy.

Fig. 1: Breakdown of IPO Pipeline by Region (As at 29 May 2013)

Region	Number of Expected IPOs	Aggregate Targeted IPO Value (\$mn)
North America	9	3,560
Europe	5	1,409
Asia	4	398
Rest of World	2	100

Source: Preqin Buyout Deals Analyst

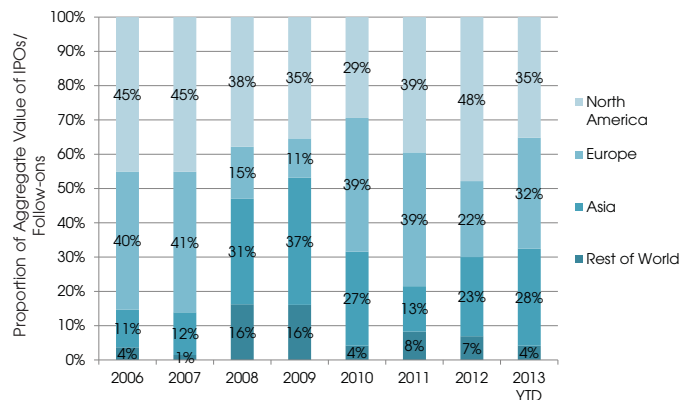
Subscriber Quicklink:

Subscribers to Preqin's [Buyout Deals Analyst](#) can click here to use the [IPO Pipeline](#) and view details of expected IPOs.

Not yet a subscriber? For more information, please visit:

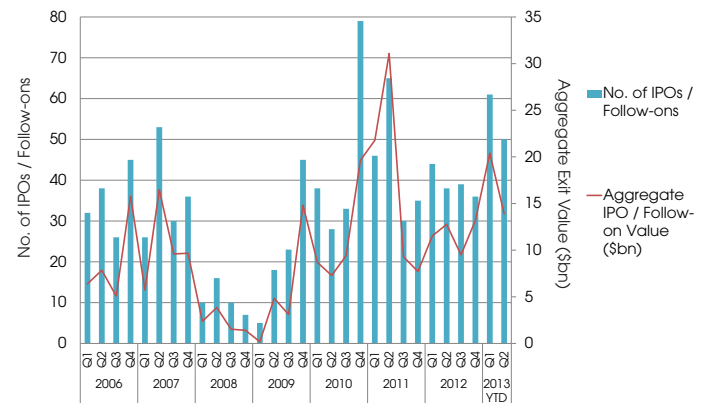
www.preqin.com/buyoutdeals

Fig. 3: Proportion of Aggregate Value of Private Equity Buyout-Backed IPOs / Follow-ons by Region, 2006 - 2013 YTD (As at 29 May 2013)



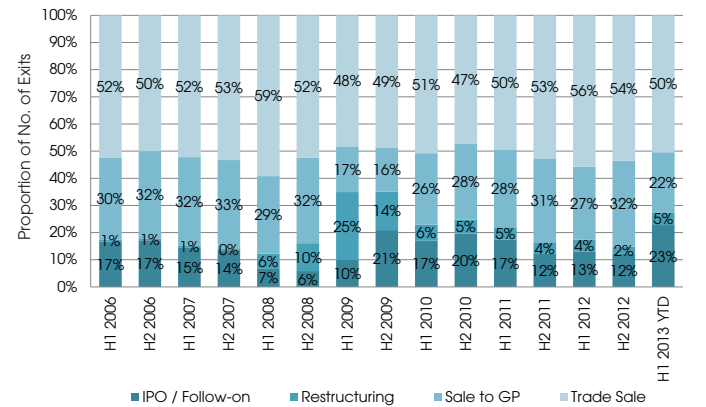
Source: Preqin Buyout Deals Analyst

Fig. 2: Quarterly Number and Aggregate Value of Private Equity Buyout-Backed IPOs / Follow-ons, 2006 - 2013 YTD (As at 29 May 2013)



Source: Preqin Buyout Deals Analyst

Fig. 4: Proportion of Number of Private Equity Buyout-Backed Exits by Exit Type, 2006 - 2013 YTD (As at 29 May 2013)



Source: Preqin Buyout Deals Analyst

Fig. 5: Notable IPOs in 2013 YTD (As at 29 May 2013)

Firm	Investment Date	Known Investors (Entry)	Exit Date	Exit Value (\$mn)	Primary Industry	Location
Quintiles Transnational Corporation	Dec-07	3i, Bain Capital, TPG	May-13	947	Pharmaceuticals	US
Busch Entertainment Corporation	Oct-09	Blackstone Group	Apr-13	702	Leisure	US
North American business of Taylor Wimpey	Mar-11	Oaktree Capital Management, TPG	Apr-13	629	Construction	US
Pinnacle Foods Group	Feb-07	Blackstone Group	Mar-13	580	Food	US
Evertec	Jul-10	Apollo Global Management, Banco Popular	Apr-13	505	Financial Services	Puerto Rico

Source: Preqin Buyout Deals Analyst