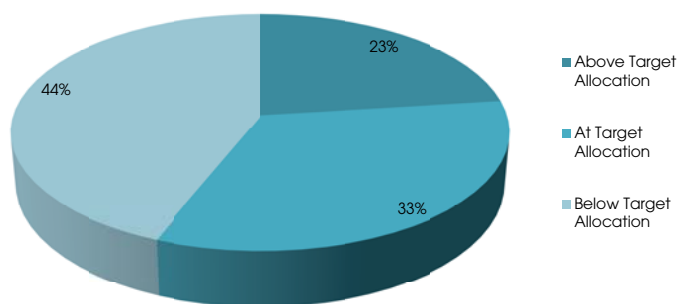




Investor Allocations to Private Equity

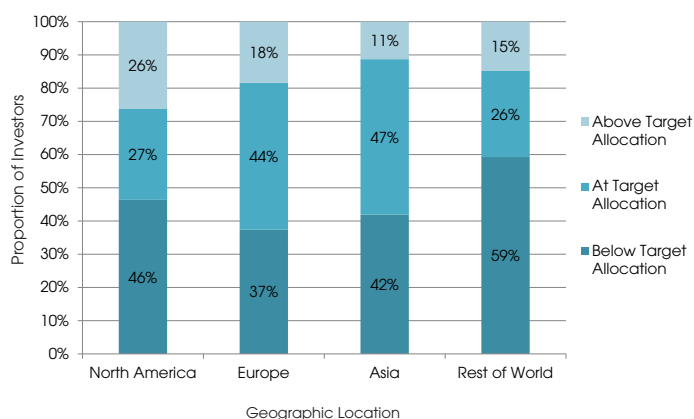
Francesca Braganza looks at LPs that are at, above or below their target allocations to private equity. Which LPs are more likely to be below their target allocation to the asset class and which ones are over allocated?

Fig. 1: Proportion of Investors At, Above or Below Their Target Allocation to Private Equity



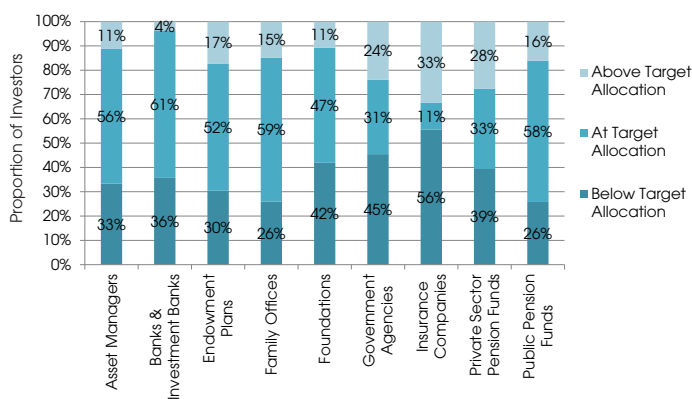
Source: Preqin Investor Intelligence

Fig. 2: Proportion of Investors At, Above or Below Their Target Allocation to Private Equity By Geographic Location



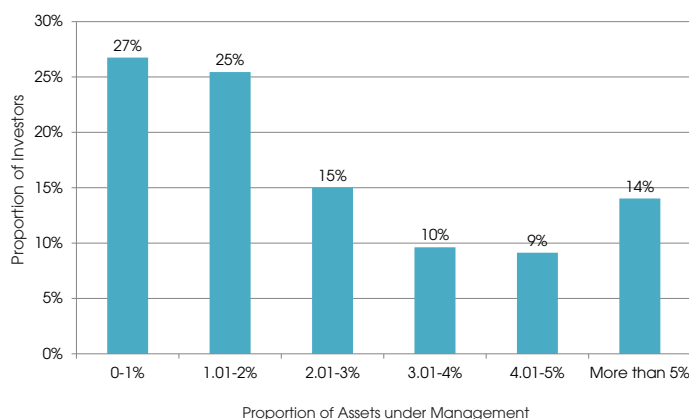
Source: Preqin Investor Intelligence

Fig. 3: Proportion of Investors At, Above or Below Their Target Allocation to Private Equity By Type



Source: Preqin Investor Intelligence

Fig. 4: Under-Allocated Investors Split by the Percentage of Assets under Management They Are Below Their Target Allocation



Source: Preqin Investor Intelligence

Subscriber Quicklink:

Subscribers to Preqin's [Investor Intelligence](#) can click [here](#) to search over 5,100 active investors and find those that are currently under-allocated to private equity and looking for opportunities to invest in new private equity funds.

Not yet a subscriber? For more information, or to register for a demonstration, please visit:

www.preqin.com/ii