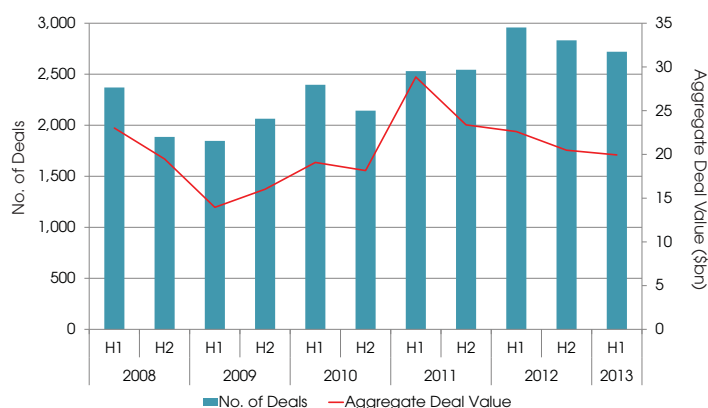




# Venture Capital Deal Activity in H1 2013

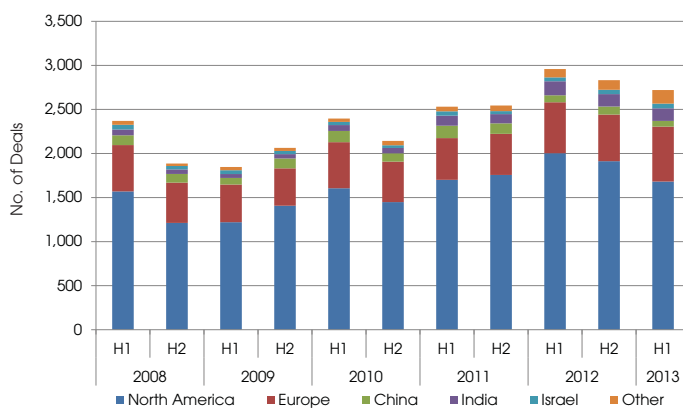
Jonathan Parker examines venture capital deal activity from H1 2013, analyzing where the deals took place, the most common stages of financing and the largest venture capital deals during H1 2013.

Fig. 1: Number and Aggregate Value of Venture Capital Deals Globally, H1 2008 – H1 2013



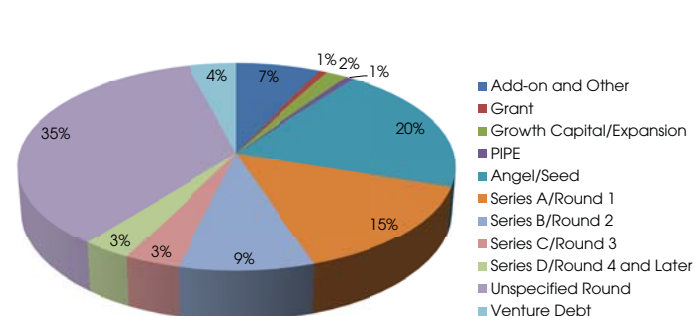
Source: Preqin Venture Deals Analyst

Fig. 2: Number of Venture Capital Deals by Region, H1 2008 – H1 2013



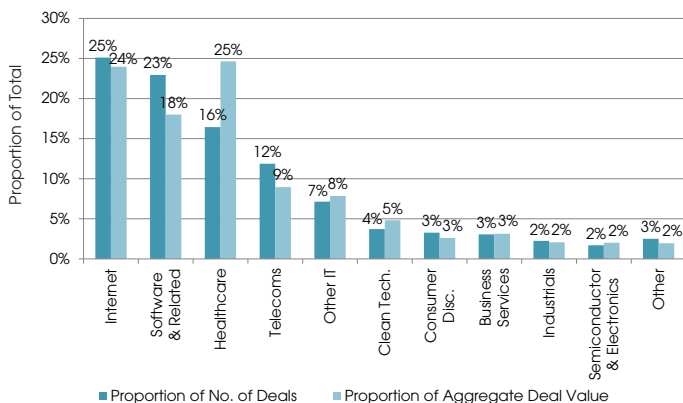
Source: Preqin Venture Deals Analyst

Fig. 3: Proportion of Number of Venture Capital Deals by Stage, H1 2013



Source: Preqin Venture Deals Analyst

Fig. 4: Proportion of Number and Aggregate Value of Venture Capital Deals by Industry, H1 2013



Source: Preqin Venture Deals Analyst

Fig. 5: Five Largest Venture Capital Deals in H1 2013

Name	Deal Date	Stage	Deal Size (mn)	Investors	Industry	Location
360Buy	Feb-13	Series D/Round 4	400 USD	Kingdom Holding Company	Internet	China
AirWatch	Feb-13	Series A/Round 1	200 USD	Insight Venture Partners	Software	US
Pinterest	Feb-13	Series D/Round 4	200 USD	Andreessen Horowitz, Bessemer Venture Partners, FirstMark Capital, Valiant Capital Partners	Internet	US
Fanatics, Inc.	Jun-13	Unspecified Round	170 USD	Alibaba Group, Temasek Holdings	Internet	US
Fab.com	Jun-13	Series D/Round 4	150 USD	Andreessen Horowitz, Atomico, DOCOMO Capital, ITOCHU Corporation, Menlo Ventures, Pinnacle Ventures, RTP Ventures, Tencent	Internet	US

Source: Preqin Venture Deals Analyst

## Subscriber Quicklink:

Subscribers to Preqin's [Venture Deals Analyst](#) can click [here](#) to view details for over 46,000 venture capital deals across the globe. Search for deals via financing round, size, industry, location and more.

Not yet a subscriber? For more information, or to register for a demonstration, please visit:

[www.preqin.com/vcdeals](http://www.preqin.com/vcdeals)