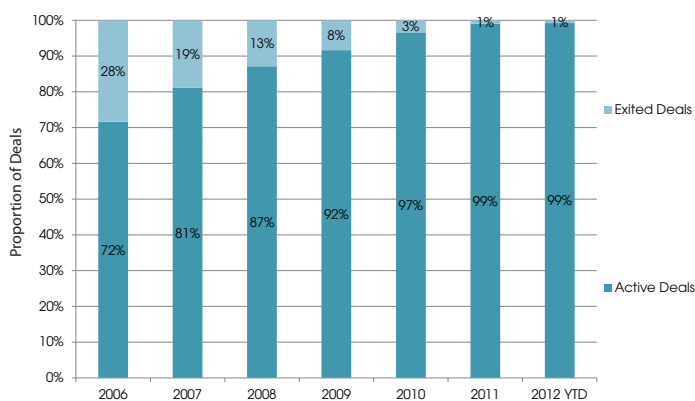




Actively Held Portfolio Companies

Each month Preqin examines the private equity deal market. This month [Jonathan Parker](#) takes a look at active portfolio companies that are currently held by private equity firms, and the composition of these assets under management.

Fig. 1: Proportion of Currently Held Portfolio Companies by Initial Investment Date: 2006 - 2012 YTD (As at 9th August 2012)

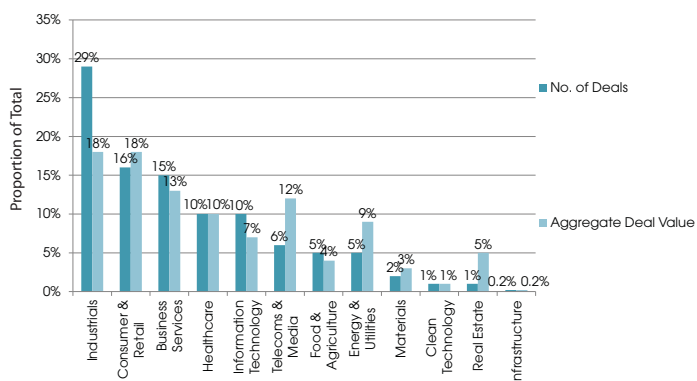


Source: Preqin Buyout Deals Analyst

According to Preqin's latest estimates, the value of assets under management in the global private equity industry has now surpassed \$3tn.

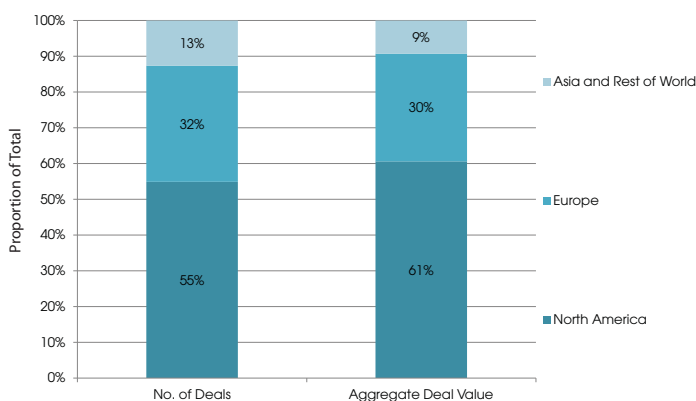
In the buyout sector, fund managers' portfolios are composed of companies in a wide range of industries and geographies, with over 18,000 portfolio companies currently held by buyout firms globally. As can be seen in Fig. 1, 28% of deals made in 2006 have now been fully exited, with this figure declining to 19% for 2007 deals, and 13% for investments dating from 2008. For each of the past four years, more than 90% of deals remain active in the portfolios of PE firms, as GPs typically seek to hold portfolio companies for three to five years before exiting.

Fig. 3: Composition of Currently Held Portfolio Companies by Industry



Source: Preqin Buyout Deals Analyst

Fig. 2: Composition of Currently Held Portfolio Companies by Region



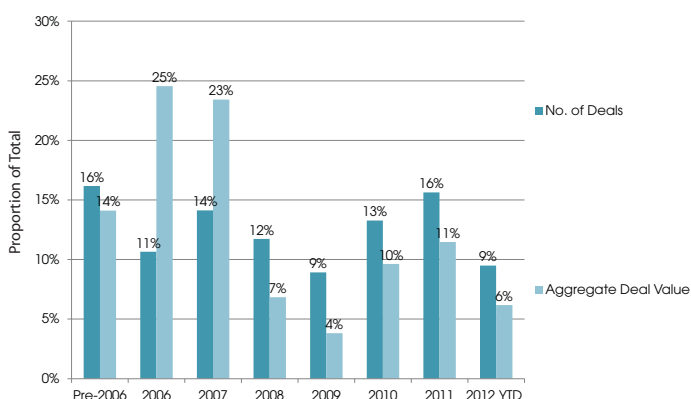
Source: Preqin Buyout Deals Analyst

Data Source:

Included as part of Preqin's integrated 360° online private equity database, or available as a separate module, [Buyout Deals Analyst](#) provides detailed and extensive information on private equity-backed buyout deals globally, including deals in the small-cap value range. The product has in-depth data for over 26,000 buyout deals across the globe from 2006 - present, including information on deal value, buyers, sellers, debt financing providers, financial and legal advisors, exit details and more.

www.preqin.com/deals

Fig. 4: Composition of Currently Held Portfolio Companies by Initial Investment Date: Pre-2006 - 2012 YTD (As at 9th August 2012)



Source: Preqin Buyout Deals Analyst