



Fundraising Update

Elliot Bradbrook provides a round-up of the latest fundraising statistics.

Fig. 1: Key Facts - Unlisted Infrastructure Funds on the Road

Funds on the Road	North America	Europe	Asia	Rest of World	Total
Number	31	53	25	34	143
Total Target Value (\$bn)	25.9	37.8	12.6	16.3	92.6
Average Size (\$mn)	835	713	504	479	648

Source: Preqin Infrastructure Online

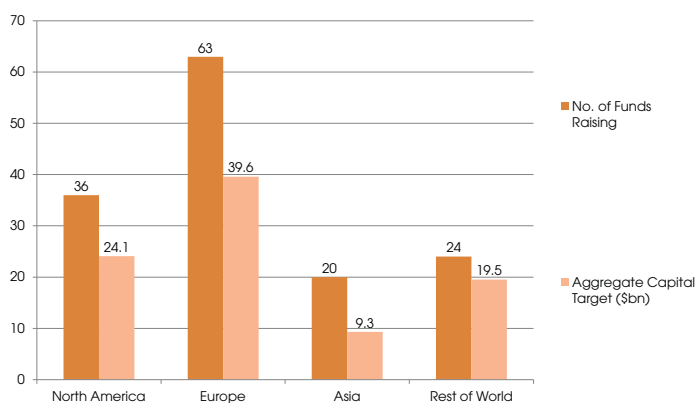
Subscriber Quicklink:

Subscribers can click [here](#) to access a full list of the 143 unlisted infrastructure funds currently in market.

Not yet a subscriber? To find out more or to arrange a demo please visit:

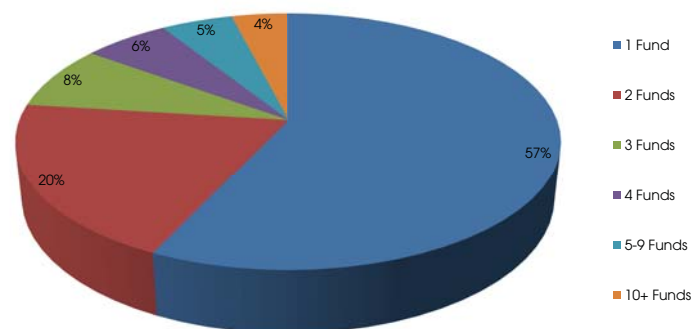
www.preqin.com/infrastructure

Fig. 2: Unlisted Infrastructure Funds on the Road by Manager Location



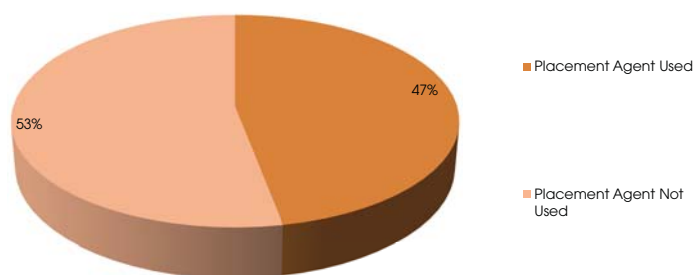
Source: Preqin Infrastructure Online

Fig. 3: Breakdown of Unlisted Infrastructure Funds on the Road by Manager Experience (Number of Funds Managed)



Source: Preqin Infrastructure Online

Fig. 4: Unlisted Infrastructure Funds on the Road by Placement Agent Use



Source: Preqin Infrastructure Online

Fig. 5: Largest Unlisted Infrastructure Funds on the Road

Fund	Manager	Status	Target Size (mn)	Firm Location
Global Infrastructure Partners II	Global Infrastructure Partners	Third Close	8,000 USD	US
Alinda Global Core Infrastructure Fund	Alinda Capital Partners	Raising	3,000 USD	US
RREEF Pan-European Infrastructure Fund II	RREEF Infrastructure	First Close	2,000 EUR	UK
Harbourmaster Infrastructure Debt Fund	Harbourmaster Capital Management	Raising	2,000 EUR	Ireland
Macquarie European Infrastructure Fund IV	Macquarie Infrastructure and Real Assets (MIRA)	Second Close	1,500 EUR	Australia

Source: Preqin Infrastructure Online