



# Fundraising Update

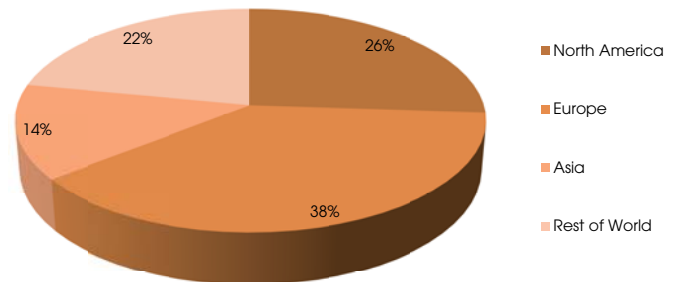
Julia Goodall examines the latest statistics for infrastructure funds on the road, and how average fund sizes have changed over time.

Fig. 1: Key Facts - Infrastructure Funds on the Road by Fund Manager Location

| Funds on the Road               | North America | Europe | Asia | Rest of World |
|---------------------------------|---------------|--------|------|---------------|
| Number of Funds                 | 42            | 65     | 18   | 22            |
| Aggregate Target Capital (\$bn) | 42.2          | 36.1   | 5.7  | 14.5          |
| Average Target Size (\$mn)      | 1083          | 592    | 314  | 725           |

Source: Preqin Infrastructure Online

Fig. 2: Breakdown of Infrastructure Funds on the Road by Primary Geographic Focus



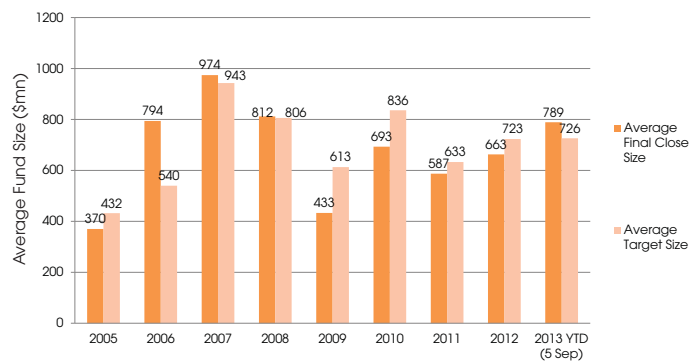
Source: Preqin Infrastructure Online

## Subscriber Quicklink:

Subscribers to [Infrastructure Online](#) can click [here](#) to view the latest historical unlisted infrastructure from 2000 to 2013 YTD, as well as full details of all 147 infrastructure funds on the road, 85 of which have already held at least a first close. Filter the information by year or by quarter, and view all funds closed in that time period, including fund manager information, strategy and final size.

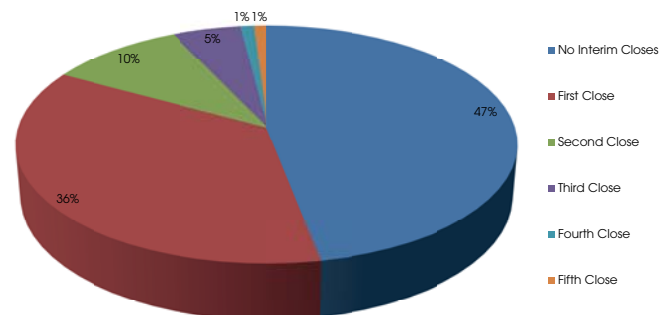
For more information, or to register for a demonstration, please visit: [www.preqin.com/infrastructure](http://www.preqin.com/infrastructure)

Fig. 3: Annual Average Unlisted Infrastructure Fund Size, 2005 - 2013 YTD: Target Size vs Final Close Size (As at 5 September 2013)



Source: Preqin Infrastructure Online

Fig. 4: Breakdown of Infrastructure Funds on the Road by Status



Source: Preqin Infrastructure Online

Fig. 5: Top Five Infrastructure Funds on the Road by Target Size

| Fund                                      | Fund Manager                  | Manager Location | Target Size (bn) | Fund Status |
|---|-------------------------------|------------------|------------------|-------------|
| Brookfield Infrastructure Fund II         | Brookfield Asset Management   | Canada           | 5.0 USD          | First Close |
| EIG Energy Fund XVI                       | EIG Global Energy Partners    | US               | 4.3 USD          | First Close |
| Energy Capital Partners III               | Energy Capital Partners       | US               | 3.5 USD          | Raising     |
| Alinda Global Core Infrastructure Fund    | Alinda Capital Partners       | US               | 3.0 USD          | First Close |
| Morgan Stanley Infrastructure Partners II | Morgan Stanley Infrastructure | US               | 2.5 USD          | Raising     |

Source: Preqin Infrastructure Online

# Are you listed on Preqin Investor Network?

Don't miss out on the opportunity to get your fund in front of thousands of accredited investors looking to make new alternative investments.

**4,600** ▶ ...investment professionals across 2,900 accredited institutional investors use Preqin Investor Network to make investment decisions.

**\$40tn** ▶ ...in assets under management is represented by these investors, making them a vital source of capital to get in front of.

Get in touch to view and update your firm or fund profile:

[www.preqin.com/sharedata](http://www.preqin.com/sharedata)

New York  
+1 212 350 0100

London  
+44 (0)20 7645 8888

Singapore  
+65 6305 2200

San Francisco  
+1 415 635 3580

email: [feedback@preqin.com](mailto:feedback@preqin.com)

