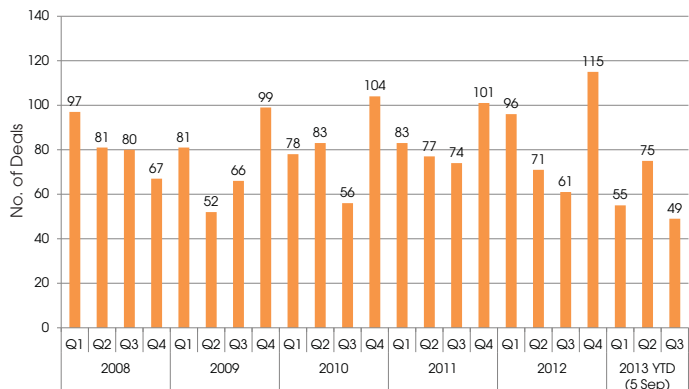




# Infrastructure Deals

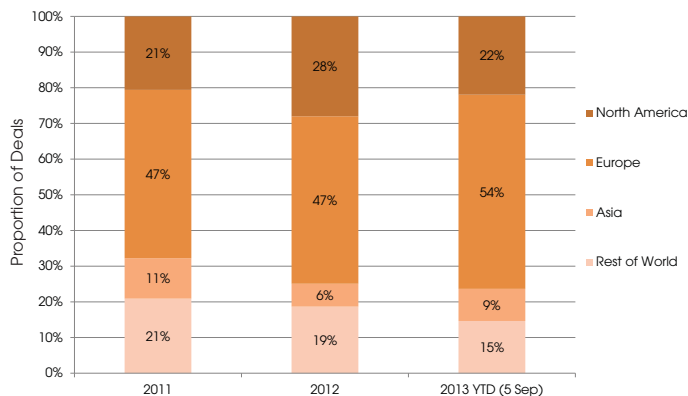
Stephen Yates takes a look at the latest data on deals made by unlisted infrastructure fund managers.

Fig. 1: Quarterly Number of Deals Made by Unlisted Infrastructure Fund Managers, Q1 2008 - Q3 2013 (As at 5 September 2013)



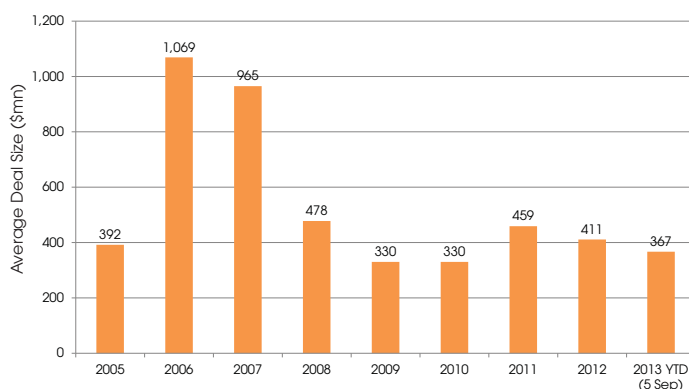
Source: Preqin Infrastructure Online

Fig. 2: Proportion of Number of Deals Made by Unlisted Infrastructure Fund Managers by Region, 2011 - 2013 (As at 5 September 2013)



Source: Preqin Infrastructure Online

Fig. 3: Average Annual Deal Size, 2005 - 2013 YTD (As at 5 September 2013)



Source: Preqin Infrastructure Online

## Subscriber Quicklink:

Subscribers to [Infrastructure Online](#) can click [here](#) to view league tables of infrastructure deals, listing the top 30 infrastructure fund managers by the number of investments made. Click on a firm's name to view key contact information, known investments, and investors and performance information.

Not yet a subscriber? To see how Preqin can help you, please visit:

[www.preqin.com/infrastructure](http://www.preqin.com/infrastructure)

Fig. 4: 10 Notable Deals Involving Unlisted Infrastructure Fund Managers Completed in 2013 YTD (As at 5 September)

Asset	Location	Industry	Deal Size (mn)	Date
Port Botany & Port Kembla	Australia	Sea Ports	5,070 AUD	Apr-13
London Stansted Airport	UK	Airports	1,500 GBP	Jan-13
Magnolia	US	Natural Resources Refineries	2,200 USD	Jul-13
Terminal Investment Limited	Netherlands	Sea Ports	1,929 USD	Apr-13
Goethals Bridge	US	Roads	1,500 USD	Apr-13
Aela Energía	Chile	Renewable Energy	1400 USD	Jun-13
North Tarrant Express Extension	US	Roads	1380 USD	Mar-13
Arqiva	UK	Telecommunications	780 GBP	Jan-13
Bendigo Hospital PPP	Australia	Hospitals	630 AUD	Apr-13
London Luton Airport	UK	Airports	394 GBP	May-13

Source: Preqin Infrastructure Online

# 6,400 Reasons to Contribute Data to Preqin

Over **6,400 investment professionals** across **2,900 investors and consultants** rely on Preqin data and Preqin Investor Network to source fund investment opportunities and conduct initial due diligence on their real estate, private equity, infrastructure, and hedge fund investments. Stand out among:

- **11,800 funds in market** with fundraising data and key contact information.
- **9,700 active fund managers** with detailed investment preferences.
- **11,400 funds** with key performance metrics investors use to make fund commitment choices.

**Contribute data to Preqin** and help investment professionals cut through the crowded marketplace and find out what makes your offering unique.

Get in contact to view and update your firm or fund profiles:

New York  
+1 212 350 0100

London  
+44 (0)20 7645 8888

Singapore  
+65 6305 2200

San Francisco  
+1 415 635 3580

Email: [feedback@preqin.com](mailto:feedback@preqin.com)

8th annual

27-28 November 2013  
Hilton Tower Bridge, London, UK

# infrastructure INVESTMENT WORLD EUROPE 2013



Investment and development opportunities for the European infrastructure community

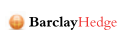
Sponsored by



Morgan Stanley



Media partners



Full programme and speaker details online [www.terrappin.com/iuweirei](http://www.terrappin.com/iuweirei)

Created by

