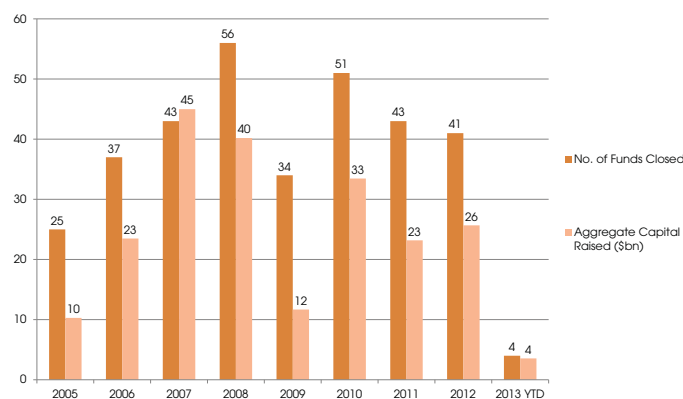




Fundraising Update

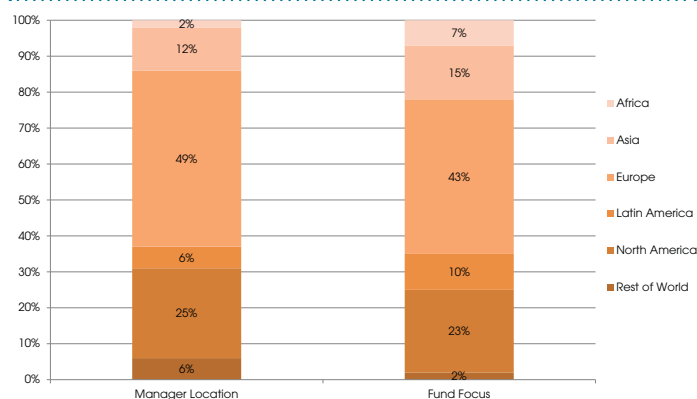
Stephen Yates explores the latest unlisted infrastructure fundraising stats.

Fig. 1: Annual Unlisted Infrastructure Fundraising, 2005 - 2013 YTD (As at 13 March 2013)



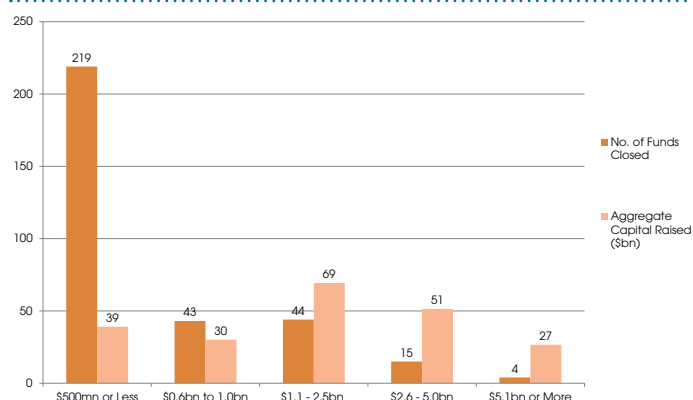
Source: Preqin Infrastructure Online

Fig. 2: Proportion of Unlisted Infrastructure Funds in Market by Manager Location and Fund Focus



Source: Preqin Infrastructure Online

Fig. 3: Unlisted Infrastructure Fundraising by Fund Size, 2005 - 2013 YTD (As at 13 March 2013)



Source: Preqin Infrastructure Online

Fig. 4: Top Five Unlisted Infrastructure Funds on the Road by Target Size

Fund	Firm	Target Size (mn)	Firm Location
EIG Energy Fund XVI	EIG Global Energy Partners	USD 4,250	US
Alinda Global Core Infrastructure Fund	Alinda Capital Partners	USD 3,000	US
Energy & Minerals Group Fund II	Energy & Minerals Group	USD 3,000	US
Morgan Stanley Infrastructure Partners II	Morgan Stanley Infrastructure	USD 2,500	US
Macquarie European Infrastructure Fund IV	Macquarie Infrastructure and Real Assets (MIRA)	EUR 1,500	Australia

Source: Preqin Infrastructure Online

Fig. 5: Five Largest Infrastructure Funds Closed in 2012

Fund	Firm	Target Size (mn)	Final Size (mn)	Firm Location
Global Infrastructure Partners II	Global Infrastructure Partners	USD 5,000	USD 8,250	US
Highstar Capital Fund IV	Highstar Capital	USD 3,500	USD 2,000	US
EnCap Flatrock Midstream Fund II	EnCap Flatrock Midstream	USD 1,250	USD 1,786	US
Carlyle Energy Mezzanine Opportunities Fund	Carlyle Group	USD 750	USD 1,380	US
Meridiam Infrastructure Europe II	Meridiam Infrastructure	EUR 1,000	EUR 950	Europe

Source: Preqin Infrastructure Online

Subscriber Quicklink:

Subscribers to [Infrastructure Online](#) can click [here](#) to view a list of 155 unlisted infrastructure funds in market, including industry and regional preferences, fund status and much more.

Not yet a subscriber? To find out more or to arrange a demo please visit:

www.preqin.com/infrastructure