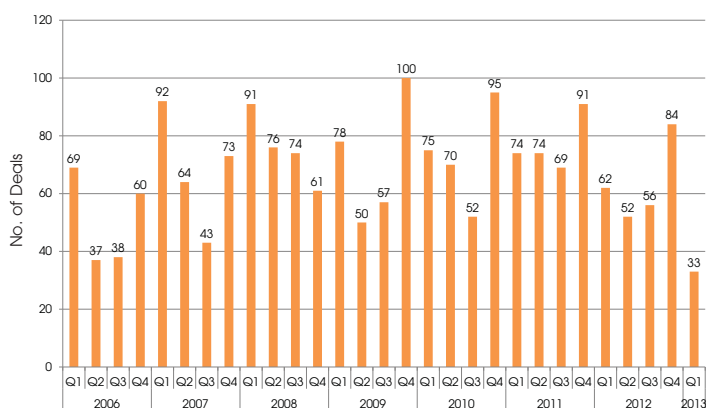




# Infrastructure Deals

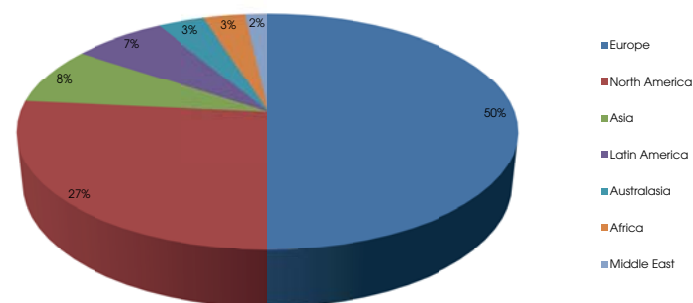
Julia Goodall provides an update of the latest data on infrastructure deals, including deals by quarter and a breakdown of deals by industry sector, location and project stage.

Fig. 1: Number of Infrastructure Deals Completed by Unlisted Infrastructure Fund Managers by Quarter, Q1 2006 - Q1 2013 (As at 13 March 2013)



Source: Preqin Infrastructure Online

Fig. 3: Breakdown of Infrastructure Deals in the Last 12 Months by Location (As at 13 March 2013)



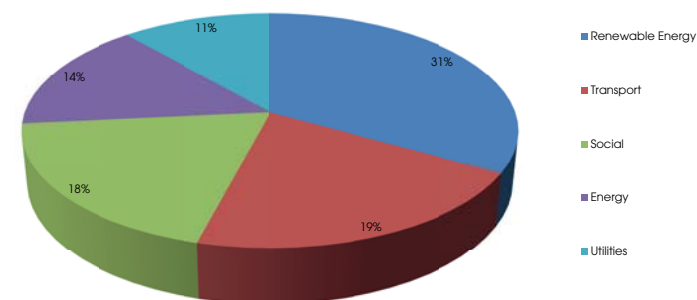
Source: Preqin Infrastructure Online

Fig. 5: Most Active Infrastructure Fund Managers in the Last 12 Months (As at 13 March 2013)

Fund Manger	Deals in Last 12 Months	Deals in Last Three Years	Total Raised through Closed-Ended Unlisted Infrastructure Funds: Last 10 Years (\$bn)
InfraRed Capital Partners	15	26	1.2
Macquarie Infrastructure and Real Assets (MIRA)	15	41	24.3
Fiera Axium Infrastructure	9	11	0.4
Equitix	8	24	0.7
AMP Capital Investors	8	23	-
LUXCARA Advisory	8	17	0.2
Marguerite Adviser	7	9	0.9
EnCap Flatrock Midstream	7	12	2.6
DIF	6	29	1.9
Barclays Infrastructure Funds	5	17	2.3

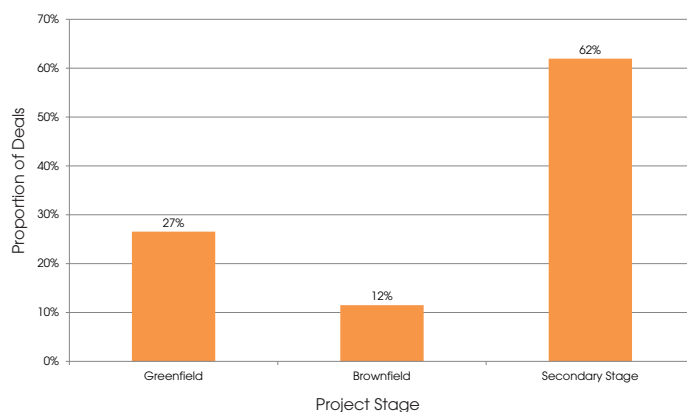
Source: Preqin Infrastructure Online

Fig. 2: Breakdown of Infrastructure Deals Completed in the Last 12 Months by Industry Sector (As at 13 March 2013)



Source: Preqin Infrastructure Online

Fig. 4: Breakdown of Infrastructure Deals in the Last 12 Months by Project Stage (As at 13 March 2013)



Source: Preqin Infrastructure Online