



Fundraising Update

Julia Goodall provides an rundown on the latest fundraising data.

Fig. 1: Key Facts - Unlisted Infrastructure Funds on the Road

Funds on the Road	North America	Europe	Asia	Rest of World	Total
Number	32	65	20	24	141
Total Target Value (\$bn)	21	34	9	17	81
Average Size (\$mn)	669	562	452	789	609

Source: Preqin Infrastructure Online

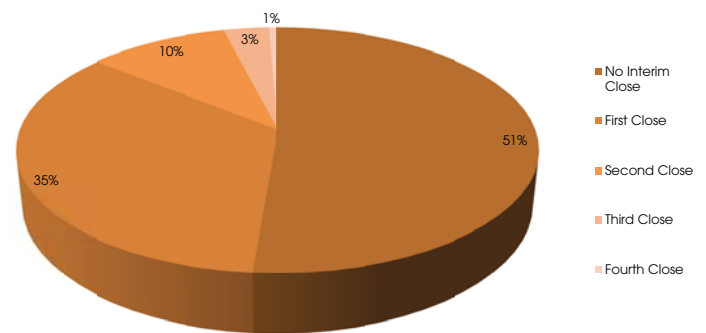
Subscriber Quicklink:

Subscribers can click [here](#) to view a list of the 156 unlisted infrastructure funds currently in market, including funds of funds.

Not yet a subscriber? To find out more or to arrange a demo please visit:

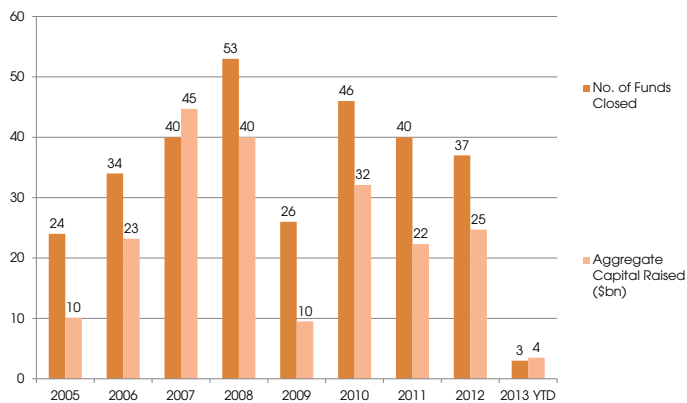
www.preqin.com/infrastructure

Fig. 2: Breakdown of Unlisted Infrastructure Funds on the Road by Status



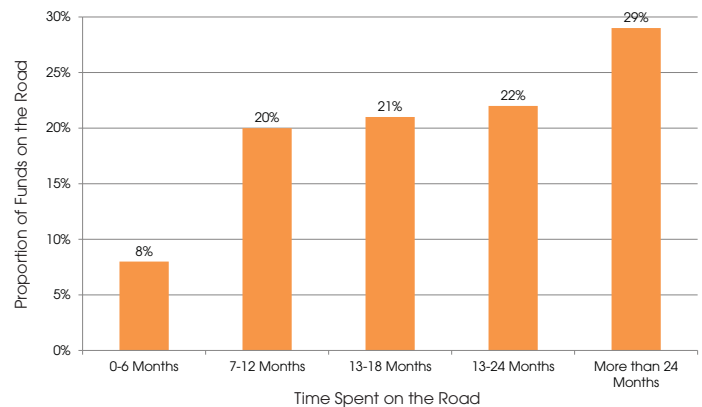
Source: Preqin Infrastructure Online

Fig. 3: Annual Unlisted Infrastructure Fundraising 2005 - 2013 YTD (As of February 2013)



Source: Preqin Infrastructure Online

Fig. 4: Breakdown of Unlisted Infrastructure Funds on the Road by Length of Time Spent in Market (As of February 2013)



Source: Preqin Infrastructure Online

Fig. 5: Five Largest Unlisted Infrastructure Funds on the Road by Target Size (As of February 2013)

Fund	Manager	Status	Target Size (bn)	Firm Location
Alinda Global Core Infrastructure Fund	Alinda Capital Partners	First Close	3.0 USD	US
Morgan Stanley Infrastructure Partners II	Morgan Stanley Infrastructure	Raising	2.5 USD	US
Macquarie European Infrastructure Fund IV	Macquarie Infrastructure and Real Assets (MIRA)	Second Close	1.5 EUR	Australia
First State European Diversified Infrastructure Fund	Colonial First State Global Asset Management/ First State Investments	Third Close	1.5 EUR	Australia
Macquarie Infrastructure Partners III	Macquarie Infrastructure and Real Assets (MIRA)	Raising	2.0 USD	Australia

Source: Preqin Infrastructure Online