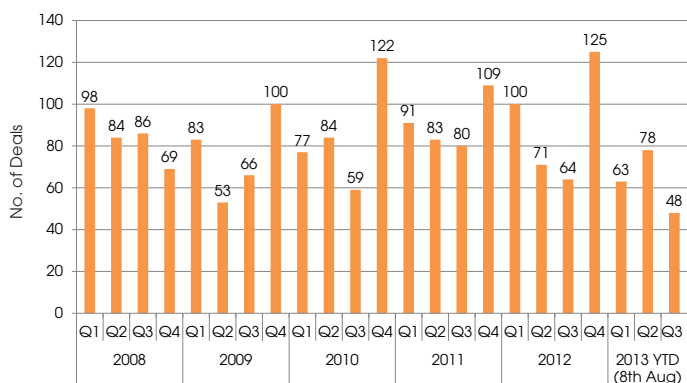




Infrastructure Deals

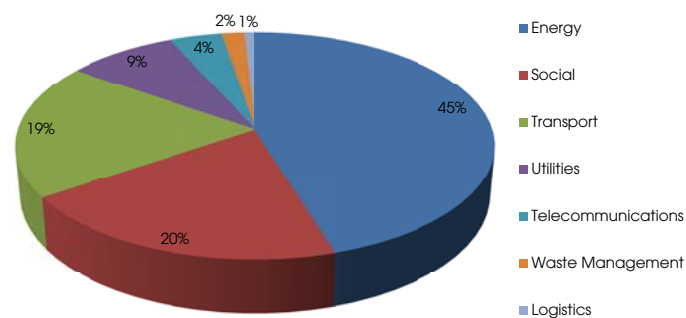
Paul Bishop examines the latest unlisted infrastructure deals data, including breakdowns by industry, value and region.

Fig. 1: Quarterly Number of Deals Made by Unlisted Infrastructure Fund Managers, Q1 2008 - 2013 YTD (As at 8 August 2013)



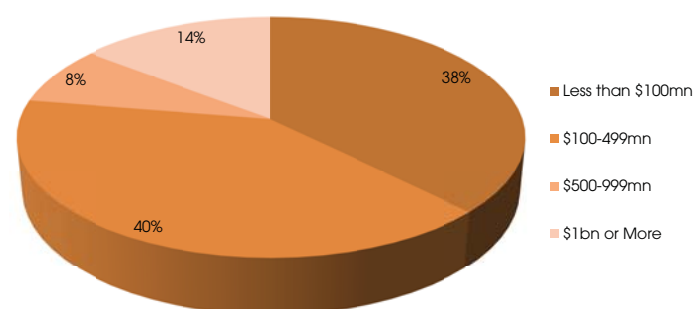
Source: Preqin Infrastructure Online

Fig. 2: Breakdown of Infrastructure Deals by Industry Sector, August 2012 - August 2013 (As at 8 August 2013)



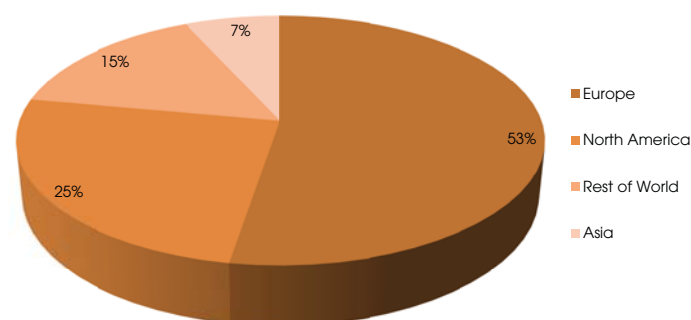
Source: Preqin Infrastructure Online

Fig. 3: Breakdown of Infrastructure Deals by Transaction Value, August 2012 - August 2013 (As at 8 August 2013)



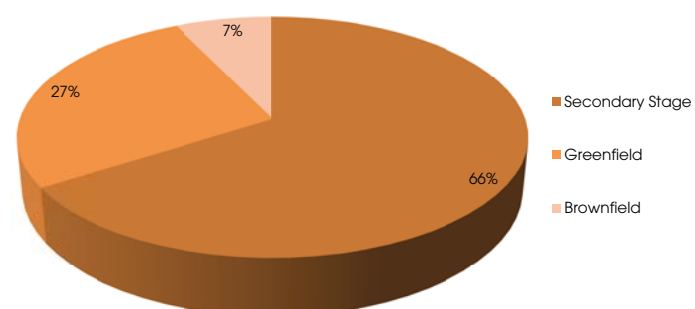
Source: Preqin Infrastructure Online

Fig. 4: Breakdown of Infrastructure Deals by Region, August 2012 - August 2013 (As at 8 August 2013)



Source: Preqin Infrastructure Online

Fig. 5: Breakdown of Infrastructure Deals by Project Stage, August 2012 - August 2013 (As at 8 August 2013)



Source: Preqin Infrastructure Online

Subscriber Quicklink:

Subscribers to Preqin's [Infrastructure Online](http://www.preqin.com/infrastructure) can click [here](#) to view details for 250 bids and completed transactions for infrastructure assets so far in 2013.

Not yet a subscriber? To see how Preqin can help you, please visit:

www.preqin.com/infrastructure