

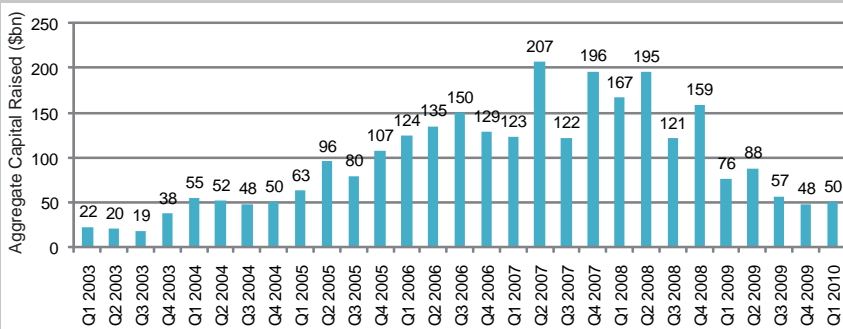
**Fig. 1: Top 10 Largest Funds to Hold a Final Close in Q1 2010**

Fund	Firm	Type	Amount Closed (mn)	Manager Country	Fund Focus
Morgan Stanley Real Estate Fund VII Global	Morgan Stanley Real Estate	Real Estate	5,200 USD	US	ROW
Alinda Infrastructure Fund II	Alinda Capital Partners	Infrastructure	4,097 USD	US	US
Triton Fund III	Triton	Buyout	2,250 EUR	Germany	Europe
HgCapital 6	HgCapital	Buyout	1,850 GBP	UK	Europe
Beacon Capital Strategic Partners VI	Beacon Capital Partners	Real Estate	2,500 USD	US	US
New Enterprise Associates XIII	New Enterprise Associates	Venture	2,480 USD	US	US
Landmark Equity Partners XIV	Landmark Partners	Secondaries	2,000 USD	US	US
Apollo European Principal Finance Fund	Apollo Management	Distressed Debt	1,400 EUR	US	Europe
3i Growth Fund	3i	Expansion	1,200 EUR	UK	Europe
CITIC Mianyang Private Equity Fund	CITICS Private Equity Funds Management	Buyout	9,000 CNY	China	ROW

**Fig. 2: Breakdown of Q1 2010 Fundraising by Type and Geography**

Type of Funds	Global		North America		Europe		ROW	
	No. of Funds	Aggregate Capital \$bn	No. of Funds	Aggregate Capital \$bn	No. of Funds	Aggregate Capital \$bn	No. of Funds	Aggregate Capital \$bn
Buyout	16	13.0	8	3.3	5	7.0	3	2.8
Distressed PE	6	3.8	4	1.2	2	2.7	0	0.0
Fund of Funds	7	2.0	5	0.9	0	0.0	2	1.0
Infrastructure	5	6.1	1	4.1	1	0.3	3	1.7
Real Estate	12	9.8	4	3.6	6	0.8	2	5.4
Secondaries	3	3.1	2	2.4	1	0.7	0	0.0
Venture	24	11.0	10	4.8	6	3.1	8	3.1
Other	6	1.6	3	1.2	0	0.0	3	0.5

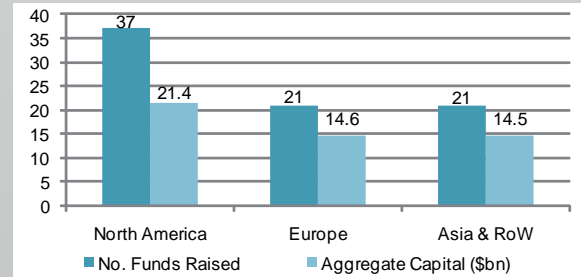
**Fig. 3: Quarterly Global PE Fundraising, Q1 2003 - Q1 2010**



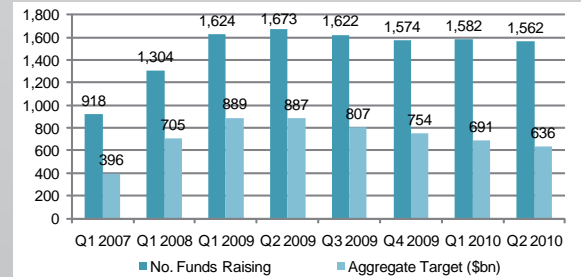
The aggregate capital raised by private equity funds closed in Q1 2010 was at a comparable level to that raised in Q4 2009, with the \$50bn raised in Q1 2010 representing a 5% increase on the \$48bn raised in Q4 2009. Primarily North American-focused funds raised the most capital, with 37 funds raising \$21.4bn. 21 European-focused funds raised \$14.6bn, and the same number of Asia and Rest of World-focused funds raised \$14.5bn.

The aggregate target of funds currently seeking capital has fallen by \$55bn over Q1 2010 as some funds have been placed on hold or abandoned, and others have reduced their targets. The average length of time spent fundraising has continued to increase, with funds that have closed in 2010 so far taking an average of 19 months from the start of their fundraising to reach a final close.

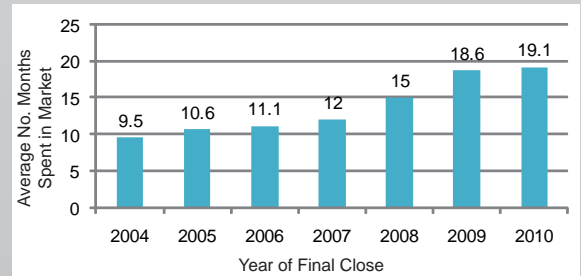
**Fig. 4: Geographic Split of Funds Closed in Q1 2010**



**Fig. 5: Funds on the Road over Time, Q1 2007 - Q2 2010**



**Fig. 6: Average Time Taken for Funds to Achieve a Final Close by Year of Fund Close**



Preqin provides information, products and services to private equity firms, fund of funds, investors, placement agents, law firms, advisors and other professionals across six main areas:

- > Fund Performance
- > Fundraising
- > Fund Manager Profiles
- > Investor Profiles
- > Fund Terms
- > Compensation and Employment

Available as:

- > Hard Copy Publications
- > Online Database Services
- > Consultancy and Research Support
- > Tailored Data Downloads

For more information and to register for a free trial, please visit:

[www.preqin.com/privateequity](http://www.preqin.com/privateequity)

Full results and report on Q1 2010 fundraising will be available in Preqin's monthly newsletter, Spotlight.

To register to receive Spotlight please visit: [www.preqin.com/spotlight](http://www.preqin.com/spotlight)